

UTAH DIVISION OF WILDLIFE RESOURCES

WATERFOWL

— GUIDEBOOK —



2024-25

CONTACT US

Turn in a poacher

Phone: 800-662-3337

Text: 847411

Online: wildlife.utah.gov/utip

Division offices

Offices are open 8 a.m.–5 p.m.,
Monday through Friday.

Salt Lake City

1594 W North Temple
Box 146301
Salt Lake City, UT 84114-6301
801-538-4700

Central Region

1115 N Main Street
Springville, UT 84663
801-491-5678

Northeastern Region

318 N Vernal Avenue
Vernal, UT 84078
435-781-9453

Northern Region

515 E 5300 S
Ogden, UT 84405
801-476-2740

Southeastern Region

319 N Carbonville Road, Ste A
Price, UT 84501
435-613-3700

Southern Region

1470 N Airport Road
Cedar City, UT 84721
435-865-6100

Washington County Field Office

451 N SR-318
Hurricane, UT 84737
435-879-8694

CONTENTS

- 7 Key dates and fees**
- 7 Warnings for tundra swan hunters**
- 9 Basic requirements**
- 10 Trial Hunting Program**
- 10 Federal duck stamps**
- 11 Do you have a HIP number?**
- 12 Obtaining a tundra swan permit**
- 14 DWR mobile app**
- 15 Tundra swan permits for youth**
- 16 After your tundra swan hunt**
- 17 Firearms, crossbows and archery tackle**
- 17 Legal weapon possession**
- 18 Make sure you're in range**
- 19 Hunters with disabilities**
- 19 Hunting methods**
- 21 Boating laws and rules**
- 25 Rest areas**
- 25 No-shooting areas**
- 26 Trespassing**
- 26 Possession and transportation**
- 27 HAB dangers for dogs**
- 29 National wildlife refuges**
- 31 Avian diseases in Utah**
- 32 Season dates and bag and possession limits**
- 33 Goose areas**
- 34 Tundra swan zone**
- 34 Maps available online**
- 35 Youth Waterfowl Hunts**
- 35 Did you harvest a banded bird?**
- 36 ID that swan before you shoot it**
- 37 Waterfowl Slam program**
- 37 Mercury and ducks**
- 38 Shooting hours**
- 40 Identification**
- 57 Definitions**
- 62 Quick-reference calendar**

On the cover: A drake ring-necked duck swims along the water's surface.



WHAT'S NEW

Apply for tundra swan, crane and grouse permits:

If you plan to apply for tundra swan, sandhill crane, greater sage-grouse and sharp-tailed grouse permits in the hunt drawing, the application period runs from July 3–17, 2024. For more information on applying for a tundra swan permit, see page 12. For information on applying for grouse and crane permits, see the *2024–25 Utah Upland Game and Turkey Guidebook*.

Youth Waterfowl Hunt dates: This fall, the Youth Waterfowl Hunt in the Northern Zone will be held Sept. 21, 2024. The Youth Waterfowl Hunt in the Southern Zone will be held one week later, on Sept. 28, 2024. For details, see page 7.

Digital duck stamp option: Electronic duck stamps are available through the Division website, and are valid from the date of purchase through June 30. See page 10 for duck stamp requirements and purchase options or visit wildlife.utah.gov/waterfowl for details.

Download guidebooks and more to your DWR mobile app:

You can now download Utah's hunting and fishing guidebooks using your Utah DWR mobile app. The app makes it easy to read, search and navigate this guidebook and others. You can keep your hunting or combo license, your HIP number, digital duck stamp, and any DWR course completion certificates on the app, too. Learn more about the app and download it at wildlife.utah.gov/mobileapp. **Note:** You must still carry any printed permit with you in the field.

AIS requirements for all boaters: To prevent the destructive spread of invasive quagga mussels, both resident and non-resident boaters have Aquatic Invasive Species program annual requirements prior to launch in Utah's waters. Owners of both non-motorized and motorized vessels must complete the free DWR mussel-aware boater course (wildlife.utah.gov/quaggacourse) each calendar year. All motorized watercraft then enroll in the Utah AIS vessel program (dwrapps.utah.gov/vesselreg) to purchase a current-year boat decal. Learn more about these requirements and how to decontaminate your watercraft at STDoFtheSea.utah.gov.

KNOW THE LAWS

This guidebook summarizes Utah's waterfowl hunting laws and rules. Although it is a convenient quick-reference document for Utah's waterfowl regulations, it is not an all-encompassing resource.

For more information and an in-depth look at the state's waterfowl hunting rules, visit wildlife.utah.gov/rules. To see all of Utah's state wildlife laws and statutes, visit le.utah.gov/xcode/code.html.

Then use the references in the guidebook—such as *Utah Admin. Rule R657-9-6* and *Utah Code § 23A-5-309*—to find the detailed law or rule that underpins the guidebook summary.

If you have questions about a particular rule, call or visit the nearest Division office.

Who makes the rules?

The Utah Wildlife Board passes the rules summarized in this guidebook.

There are seven board members, and each serves a six-year term. Appointed by the governor, board members are not Division employees.

The Division's director serves as the board's executive secretary but does not have a vote on wildlife policies.

Before board members make changes to wildlife rules, they listen to recommendations from Division biologists. They also receive input from the public and various interest groups via the regional advisory council (RAC) process.

If you have feedback or suggestions for board members, you can find their contact information online at wildlife.utah.gov.

Wildlife Board members

Kent Johnson
Paula Richmond
Bret Selman
Bryce Thurgood

Randy Dearth, *Chair*
Gary Nielson, *Vice Chair*
J. Shirley, *Division Director*
& *Executive Secretary*

Harmful algal blooms: In recent years, Utah has experienced recurring toxic algal blooms. Hunters should keep their dogs away if they suspect a harmful algal bloom, as the toxins are often fatal for dogs. Prior to going into the field, visit habs.utah.gov to see if HABs may be present. See the information box on page 27 for more information.

Requirements for donations, game processing and taxidermy: The Utah Legislature made several changes to the tagging and documentation requirements for protected wildlife, including taxidermist record keeping. Carefully review the information on page 29 for details about these new requirements.

Credit card processing fee: In order to cover our increasing costs for systems and electronic payment processing, the Division will begin charging a 2.2% processing fee on all credit card transactions beginning July 1. The legislature authorized a fee up to 3% to cover these costs in the 2024 legislative session.

Invalid permits: Utah Legislature H.B. 382 clarified that any original license, permit, tag or certificate of registration becomes invalid when surrendered or forfeited, or when a duplicate or exchanged one is issued.

Check season dates: Season dates change every year. For details, see the tables that start on page 32.

And keep in mind

Swan course: Hunters must complete the swan identification orientation course **each year before** they apply for a tundra swan permit or a preference point. For details, see page 12 or wildlife.utah.gov/waterfowl.

Dogs at Farmington Bay: Dogs are allowed year-round in the Hasenyager Nature Preserve area adjacent to the Eccles Wildlife Education Center at Farmington Bay, but all dogs must be kept on a leash.

Trumpeter swan harvest rules: Last year, the Utah Wildlife Board approved a rule making trumpeter swan harvest illegal. Intentionally or unintentionally harvested trumpeter swans will be seized by the Division, and criminal penalties may apply. The swan application waiting period remains in place, as well, if a hunter harvests trumpeter swan: Youths who harvest a trumpeter swan must wait three years until they can apply for a tundra swan permit, and adults five years. See page 36 for more information about this rule.

Swan check-in and reporting: You are required to check in **any** swan harvested at a DWR office or the Bear River Migratory Bird Refuge office **and** submit a harvest report. **Note:** The Bear River Migratory Bird Refuge swan check-in station will be open only on Fridays and Saturdays (9 a.m.–noon and 2–7 p.m.) in 2024. For more information, see page 16.

License required to apply for permits: Before you can apply for tundra swan, greater sage-grouse, sandhill crane and sharp-tailed grouse permits in the hunt drawing, you must have a valid hunting or combination license. See page 10 for details.

Apply in a youth-only group for swan permits: Up to four youth may apply together for tundra swan permits in a youth-only group. For details on applying as part of a youth-only group, see page 13.

Online HIP registration process: You must have a HIP number issued between March 11, 2024 and March 10, 2025 if you plan to hunt waterfowl during the 2024–2025 season. To register, visit wildlife.utah.gov/uthip. For more information, please see page 11.

Permit required to guide on WMAs: Any-one guiding on waterfowl management areas will need to obtain a special-use permit from the Division. For more information, see page 22 or visit wildlife.utah.gov/WMAguiding.

No permanent blinds on WMAs: Individuals may not construct permanent blinds on waterfowl management areas. For more information about using blinds, see page 21.

Trail cameras and night-vision devices:

From July 31 to Dec. 31, trail cameras (or other non-handheld devices) are prohibited on public land, and it is unlawful to possess night-vision devices while locating big game. The sale or purchase of trail camera footage in the take—or attempted take—of big game, bears or cougars is prohibited. Trail cameras that utilize internal data storage may be used on private property. See the information box on page 24 or visit wildlife.utah.gov/trailcams for details.

Plan your hunt: The Utah Hunt Planner is an online tool you can use to prepare for your next hunt. See in-depth details about Utah's waterfowl management areas and other useful information at hunt.utah.gov.

Youth hunting age: To be considered a youth for all waterfowl hunting, you must be 17 years old or younger on July 31, 2024.

Retrieving waterfowl: Before hunting in an area, make sure you can retrieve the birds you shoot. Because of mud or deep water, you may need chest waders, a dog or a boat. Not attempting to retrieve your waterfowl could result in a citation.

Report poachers: Use the UTDWR law enforcement app or text 847411 from your mobile device to report wildlife-related crimes. For details about these and other options, see the information box on page 23 or visit wildlife.utah.gov/utip.

Trial hunting program: People who haven't hunted may be able to try it for the first time without taking Hunter Education. For details, see the box on page 10.

Participate in the Waterfowl Slam:

The slam is a fun, voluntary program that raises funds for waterfowl conservation. Adults can join for \$20, and youth can join for \$10. To learn more, visit page 37 or wildlife.utah.gov/waterfowl-slam.

Points options for military members:

Active military personnel may be eligible to take advantage of points opportunities if they are deployed during the 2024 application period for swan, crane and grouse permits. For details, see the information box on page 6 or visit wildlife.utah.gov/military.

No shooting or hunting on Antelope Island:

Antelope Island remains a no-shooting area. For details, see page 25.

Off-highway vehicles: Off-highway vehicles are not permitted on state waterfowl management areas, except in areas that are posted open to OHV use.

Burning phragmites during the hunt:

This fall, as conditions permit, the Division will burn phragmites at a few waterfowl management areas. To stay up to date on any prescribed burns, visit x.com/UtahDWR.

Corrections: If errors are found in this guidebook after it is printed, the Division will correct them in the electronic copy that is posted online. Visit wildlife.utah.gov/guidebooks to view all of the Division's guidebooks.

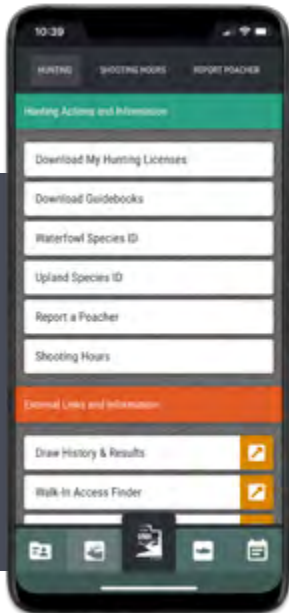
Private lands: The Division cannot guarantee access to any private land. You must obtain documented permission from the landowner or the landowner's authorized representative before hunting on private lands. For more information, please see *Trespassing* on page 26.

Protection from discrimination: The

Division receives federal financial assistance from the U.S. Fish and Wildlife Service. Under Title VI of the Civil Rights Act of 1964, Section 504 of the Rehabilitation Act of 1973, Title II of the Americans with Disabilities Act of 1990, the Age Discrimination Act of 1975, Title IX of the Education Amendments of 1972, the U.S. Department of the Interior and its bureaus prohibit discrimination on the basis of race, color, national origin, age, disability or sex. If you believe that you have been discriminated against in any facility, program, or activity, or if you need more information, please write to:

Office of Diversity, Inclusion, and Civil Rights
U.S. Department of the Interior
1849 C Street, NW
Washington, D.C. 20240

Division funding: The Division is mostly funded by the sale of hunting and fishing licenses and through federal aid made possible by an excise tax on the sale of firearms and other hunting- and fishing-related equipment.



Points options for active, deployed military personnel

If you are an active, deployed member of the military, you can purchase a bonus or preference point, even if you missed an application period while deployed.

The Division will also waive the required combination or hunting license fee when you make that point purchase. To qualify for these exemptions, a military member must:

- Be a resident of Utah
- Be deployed for 90 days or longer outside of Utah on federal orders from military command
- Not have previously received a bonus or preference point for the species and hunt type in the same year
- Otherwise be eligible to receive a bonus or preference point
- Pay a \$10 application fee per point received
- Submit an application for the exemption to the Division no later than Dec. 31 of the qualifying year of being deployed

For additional information and the application form, visit wildlife.utah.gov/military.



UTAH DIVISION OF WILDLIFE RESOURCES

Hunting & Fishing App

NEW! Keep regulations and season dates at your fingertips with the new **Download Guidebooks** feature.

Learn more and download for **FREE** at WILDLIFE.UTAH.GOV/MOBILEAPP

KEY DATES AND FEES

2024–25 season dates

Youth Waterfowl Hunt—
Northern Zone (see page
35 for details) Sept. 21, 2024

Youth Waterfowl Hunt—
Southern Zone (see page
35 for details) Sept. 28, 2024

Tundra swan Oct. 5–Dec. 8,
2024

Ducks, mergansers, coots
and snipe—Northern
Zone Oct. 5, 2024–
Jan. 18, 2025

Ducks, mergansers, coots
and snipe—Southern
Zone Oct. 12, 2024–
Jan. 25, 2025

Scaup—Northern Zone Oct. 5–Dec. 29,
2024

Scaup—Southern Zone Nov. 1, 2024–
Jan. 25, 2025

Dark* and white-fronted
geese—Eastern Box
Elder goose area Oct. 5, 2024–
Jan. 18, 2025

Dark* and white-fronted
geese—Northern goose
area Oct. 5–12, 2024
and Oct. 26,
2024–Jan. 31,
2025

Dark* and white-fronted
geese—Southern goose
area Oct. 12, 2024–
Jan. 25, 2025

Dark* and white-fronted
geese—Wasatch Front
goose area Oct. 5–12, 2024
and Nov. 11,
2024–Feb. 15,
2025

Light geese[^]—Eastern
Box Elder, Northern and
Wasatch Front goose
areas Oct. 15–Dec.
22, 2024 and
Feb. 1–March
10, 2025

Light geese[^]—South-
ern goose area (see page
33 for closure details) Oct. 25–Dec. 15,
2024 and Jan.
15–March 10,
2025

*Dark geese are any cackling, Canada or brant geese.

[^]Light geese are snow, blue or Ross's geese.

Tundra swan application dates

Tundra swan hunting ap-
plication available online July 3, 2024

Application deadline July 17, 2024

Drawing results available Aug. 9, 2024

Remaining permits go on
sale, if available Aug. 22, 2024

Warnings for tundra swan hunters

If you draw a tundra swan permit for the 2024 season, you should make every effort to harvest a tundra swan and **not** a trumpeter swan.

Important: Anyone applying for a tundra swan permit must complete the mandatory swan orientation course **each year** they apply.

Utah's allotment of swan permits is set by the U.S. Fish and Wildlife Service, and the swan season must close when 20 trumpeter swans are harvested. See pages 36–37 for details.

As a result of repeated early swan hunt closures, the Utah Wildlife Board approved a rule making trumpeter swan harvest illegal. Intentionally or unintentionally harvested trumpeter swans will be seized by the Division, and criminal penalties may apply. Additionally, hunters may not apply for a swan hunting permit for several years if they harvest a trumpeter swan. The waiting period is as follows:

- Three years for youth
- Five years for an adult

Reminder: If the tundra swan hunt closes early and you haven't harvested, you will not be able to get a refund or get your preference points back.

Please make responsible hunting choices and don't jeopardize swan hunting opportunities for future hunters.

License fees

For a complete list of Utah's license and permit fees, visit wildlife.utah.gov/licenses/fees.

Resident license fees

| License | Fee |
|---|---------------------------------|
| 365-day hunting license (age 13 and under) | \$11 |
| 365-day hunting license (ages 14–17) | \$16 |
| 365-day hunting license (ages 18–64) | \$40 |
| 365-day hunting license (age 65+) | \$31 |
| 365-day hunting license for disabled veterans (see the box on page 11 for details) | \$25.50 |
| Multi-year hunting license (ages 18–64) | \$39 per year, up to five years |
| Multi-year hunting license (age 65+) | \$30 per year, up to five years |
| 365-day combination* license (ages 14–17) | \$20 |
| 365-day combination* license (ages 18–64) | \$44 |
| 365-day combination* license (age 65+) | \$35 |
| 365-day combination* license for disabled veterans (see the box on page 11 for details) | \$28.50 |
| Multi-year combination* license (ages 18–64) | \$43 per year, up to five years |
| Multi-year combination* license (age 65+) | \$34 per year, up to five years |

*Combination license allows you to hunt or fish in Utah.

Nonresident license fees

| License | Fee |
|--|----------------------------------|
| 3-day small game license (any age) | \$46 |
| 365-day hunting license (age 17 and younger) | \$34 |
| 365-day hunting license (age 18+) | \$120 |
| Multi-year hunting license (up to five years) for age 18+ up to five years | \$119 per year, up to five years |
| 365-day combination* license (age 17 and younger) | \$38 |
| 365-day combination* license (age 18+) | \$150 |
| Multi-year combination* license (age 18+) | \$149 per year, up to five years |

*Combination license allows you to hunt or fish in Utah.

Other fees

| | |
|--|--------|
| Federal migratory bird hunting and conservation stamp (16 years of age and older). See page 10 for details and purchase options. | \$25 |
| Tundra swan permit (resident) | \$40† |
| Tundra swan permit (nonresident) | \$125‡ |

† You will be charged an additional \$10 nonrefundable resident application fee.

‡ You will be charged an additional \$16 nonrefundable nonresident application fee.

Credit card processing fee

In order to cover our increasing costs for systems and electronic payment processing, the Division will begin charging a 2.2% processing fee on all credit card transactions beginning July 1. The legislature authorized a fee up to 3% to cover these costs in the 2024 legislative session.

BASIC REQUIREMENTS

Obtaining the proper hunting license and registering for a Migratory Bird Harvest Information Program (HIP) number are important steps to complete before hunting waterfowl in Utah. Depending on your age, you may also need a federal migratory bird hunting and conservation stamp. This section provides information about each of these items and how to obtain them.

Are you old enough?

Utah Code § 23A-4-1001

In Utah, there are no age restrictions for waterfowl hunters. If you have passed a Division-approved hunter education course, then you can hunt waterfowl in Utah, regardless of your age.

You are considered to be a youth hunter if you are 17 years old or younger on July 31, 2024.

Adults must accompany young hunters

Utah Code § 23A-4-708

While hunting with any weapon, a person under 14 years old must be accompanied by his or her parent, legal guardian or other responsible person who is 21 years of age or older and who has been approved by the parent or guardian.

A person at least 14 years old and under 16 years old must be accompanied by a person 21 years of age or older while hunting with any weapon.

The Division encourages adults to be familiar with hunter education guidelines or to complete the hunter education course before accompanying youth into the field.

While in the field, the youth and the adult must remain close enough for the adult to see and provide verbal assistance to the young hunter. Using electronic devices, such as two-way radios or cell phones, does not meet this requirement.

Is hunter education required?

Utah Code § 23A-4-1001 and Utah Admin. Rule R657-23

If you were born after Dec. 31, 1965, you must provide proof that you've passed a hunter education course approved by the Division before you can apply for or obtain a hunting license or a swan permit.

The only exception to this law is for individuals who are participating in the Division's Trial Hunting Program. You can find details about the program on the next page or by visiting wildlife.utah.gov/trial.

Proof of hunter education

You can prove that you've completed hunter education by obtaining a hunter education card (called a "blue card" in Utah) or if you have a verified hunter education number on file with the Division. The number is assigned when you complete hunter education and your blue card is issued.

How to take hunter education

To get started, you should visit wildlife.utah.gov/huntereducation. You'll see links to various traditional and online hunter education courses. Follow the instructions on the website to obtain a hunter education registration certificate (required) and to register for a course online.

If you need assistance, please contact your local Division office or call 801-538-4727.

When you finish the course, your instructor will verify your course completion in the online hunter education system. At that point, you will be able to apply for or obtain permits in

the Division's hunt drawing, and your hunter education registration certificate will become your hunting license.

Approximately four to six weeks after you complete the course, you will receive your blue card by mail.

You should also keep the following in mind:

- Hunters under the age of 16 must be accompanied by an adult while hunting.
- All hunting regulations, including season dates and bag limits, will apply.
- Hunters who are planning to hunt out of state should allow enough time for their hunter education card to arrive in the mail.

New to Utah?

If you become a Utah resident, and you've completed a hunter education course in another state, province or country, you must obtain a Utah blue card before you can buy a resident hunting license. You can obtain a Utah blue card at any Division office by providing proof that you've completed a Division-approved hunter education course, or by filling out the online form at wildlife.utah.gov/hunter-ed-transfer.

Do you have a license?

Utah Code § 23A-4-201

Before you can hunt waterfowl in Utah—and apply for or obtain a swan permit—you must possess a valid hunting license or combination license.

Here's the difference between the two licenses:

- A hunting license allows you to hunt small game, including waterfowl and upland game.
- A combination license allows you to fish and hunt small game in Utah. When you buy a combination license, you also get a price break compared to buying your hunting and fishing licenses separately.

To purchase a license, visit wildlife.utah.gov or call 800-221-0659. You can also visit a license agent or any Division office.

Utah's Trial Hunting Program

Utah Admin. Rule R657-68

Have you ever wanted to bring your spouse, child or friend along on a hunt and give them a chance to try hunting? Now, they can join you on your next duck or goose hunt.

Utah's Trial Hunting Program allows anyone over the age of 12 to try hunting for up to three years—while accompanied by a licensed hunter over the age of 21—before taking a Hunter Education course.

The program applies to hunts for many different species, including ducks, geese and other waterfowl. To sign up for the program or to learn more about it, visit wildlife.utah.gov/trial.

Remember: There are restrictions on fishing and hunting license purchasers for nonpayment of child support. For additional information—or to arrange a payment schedule—please contact the Office of Recovery Services at 801-536-8500.

You must carry your license with you while you're hunting, and you cannot alter your license, or transfer or lend it to another person.

Keep in mind that you can also use the Utah Hunting and Fishing app to legally carry hunting or combination licenses on a phone or tablet for all the members of your family. To download the app, visit wildlife.utah.gov/mobileapp.

Do you need a federal stamp?

Utah Admin. Rule R657-9-3

In addition to your hunting license, if you're 16 years old or older, you must obtain a federal migratory bird hunting and conservation stamp. This stamp is commonly referred to as a duck stamp.

You can purchase a duck stamp from your local post office, some license agents or by phone at 800-782-6724. **Note:** Duck stamps are not available at Division offices.

After you buy a physical duck stamp, you must validate it by signing your name in ink across the face of the stamp. You must also carry your stamp with you while you're hunting (most hunters place their stamp on the back of their hunting license).

Digital option: Electronic duck stamps will be available this waterfowl hunting season through the Division website, and will be valid through June 30. Please visit wildlife.utah.gov/waterfowl this fall for more information about how to obtain one.

If you're 15 years of age or younger, you do not need a federal duck stamp to hunt waterfowl, but if you turn 16 during the season, you must buy a stamp to hunt the remainder of the season.

Do you have a HIP number?

50 CFR 20.20 and Utah Admin. Rule R657-9-33

In addition to your license (and your duck stamp, if required), you must obtain a Migratory Game Bird Harvest Information Program (HIP) registration number every season.

The number you obtained last season is not valid for this season.

HIP numbers for the 2024–2025 season are valid from March 11, 2024 through March 10, 2025.

A mobile-friendly process

To obtain a Utah HIP number, just visit wildlife.utah.gov/uthip online and complete a few brief questions.

You will need to provide information about any migratory game bird hunts you participated in during the 2023–2024 season.

When you complete the registration process, your new HIP number will appear on the screen. You can also choose to have it emailed to you.

If you need help while registering for a HIP number, or cannot apply for one online, please contact any Division office (see page 2) from Mon.–Fri., 8 a.m.–5 p.m.

Once you've obtained your HIP number, you must write the number in the space provided on your current hunting license.

You can also enter and save your HIP number on the Utah Hunting and Fishing app. The app is available at wildlife.utah.gov/mobileapp.

Discounted licenses for disabled veterans

The Division offers discounted hunting and combination licenses to Utah veterans who were disabled in the line of duty.

All discounted license fees are listed in the table on page 7. Licenses are available online or from all DWR offices listed on page 2.

To purchase a discounted hunting or combination license, you must be a Utah resident and have a qualifying service-connected disability of at least 20 percent.

To apply for a license online, please visit wildlife.utah.gov/disabledvet and complete the online form. If you need assistance, please call the nearest Division office.

If you choose to visit a DWR office to purchase your license, simply bring the verification of service-connected disability documentation that the Department of Veterans Affairs issued to you.

You can find additional resources for hunters and anglers with disabilities at wildlife.utah.gov/disabled-access.

OBTAINING A TUNDRA SWAN PERMIT

Utah Admin. Rule R657-62-22

Utah is one of the few places in the country where you have the opportunity to hunt tundra swans. This section provides information about applying for a tundra swan permit or preference point in 2024. You will also find information about what to do if you obtain a permit and harvest a swan.

Apply for a tundra swan permit

Utah Admin. Rule R657-62-22

To hunt tundra swan in Utah, you must draw a permit in the hunt drawing. You can apply for the drawing online at wildlife.utah.gov from July 3–17, 2024.

Remember: The swan orientation course must be completed **each year before you apply** for a tundra swan permit. More details about this requirement are in the column to the right.

You must have a valid Utah hunting or combination license before you can apply for or obtain a tundra swan permit. You must also have a valid hunting or combination license in order to hunt any waterfowl species. If your hunting license expires before the waterfowl season ends, you'll have to buy a new license to hunt the remainder of the season.

Don't forget: You may also apply for greater sage-grouse, sandhill crane and sharp-tailed grouse permits when you apply for a tundra swan permit. For details on applying for grouse and crane permits, see pages 11–13 of the *2024–25 Utah Upland Game and Turkey Guidebook*.

If you don't want to apply for a permit this year, but you want a better chance of drawing one next year, you can apply for a preference point instead.

Reminder: There are restrictions on fishing and hunting license purchasers for nonpayment of child support. For additional information—or to arrange a payment schedule—please contact the Office of Recovery Services at 801-536-8500.

Completing the annual orientation course

Before you can apply for either a tundra swan permit or a preference point, you must first complete a swan hunting orientation course.

The course is available online at wildlife.utah.gov/SwanCourse and takes about 30 minutes to complete.

The swan orientation course provides information about swans, including information that will help you identify tundra swans and trumpeter swans in flight.

Important: The swan orientation course must be completed **each year** you apply for a tundra swan permit. Additionally, hunters who harvest a trumpeter swan will be unable to apply for a swan permit for several years. See the article on page 36 for details.

Reminder: You must also follow the mandatory harvest reporting rules listed on page 16, even if you do not harvest a tundra swan.

Key dates

Utah Admin. Rule R657-62-22

Please note the following dates if you want to apply for a 2024 tundra swan permit or preference point.

July 3: Apply online for a permit or preference point

Starting July 3, you may apply online for a tundra swan permit or preference point. Both residents and nonresidents may apply. Groups of up to four adults or four youth may also apply. For more information, please see *Applying as a group* on page 13.

When you submit your application for either a tundra swan permit or a preference point, you will be charged a nonrefundable application fee.

The application fee is \$10 for residents and \$16 for nonresidents. A permit fee is charged only if you are successful in drawing a permit. The fee for a tundra swan permit is \$40 for residents and \$125 for nonresidents.

If you purchase your hunting or combination license while applying for a tundra swan permit, you'll also be charged a license fee. See page 7 for a list of license fees.

Your credit card must be valid through September 2024. You can also use a pre-paid credit card. Please keep in mind that the Division is not responsible for any bank charges incurred for the use of credit or debit cards.

To change the credit or debit card associated with your application, call 800-221-0659 or visit utah-hunt.com.

New credit card processing fee: During the 2023 session, the Utah Legislature authorized a fee of up to 3% to cover increasing costs for systems and electronic payment processing by state agencies. To cover these costs, the DWR will begin charging a 2.2% processing fee on all credit card transactions beginning July 1.

July 17: Deadline for permit and preference point applications

Your application for a tundra swan permit or preference point must be submitted online no later than 11 p.m. MDT on July 17, 2024. If you need help with your online application, please call any Division office before 5 p.m. MDT on July 17, 2024. A Division employee will be available to help you.

July 17: Deadline to edit or withdraw an application

If you make a mistake in your online permit application, simply go to utah-hunt.com and click the *View, Edit, and Withdraw* button at the bottom of the page. All edits must be made before 11 p.m. MDT on July 17, 2024.

You must have your confirmation number, customer ID and date of birth in order to edit your application. You will not be charged any additional fees, unless you completely withdraw your application and resubmit.

If you need help with your online application, please call any Division office before 5 p.m. MDT on July 17, 2024.

If you decide not to hunt tundra swan, you can withdraw your online permit application until 11 p.m. MDT on July 17, 2024.

Reminder: Any fees you submitted with your application are not refundable.

August 9: Drawing results available

You'll be notified of the drawing results by email on or before Aug. 9, 2024. You can also learn your drawing results online or by calling 800-221-0659.

In order to protect your privacy—and to comply with governmental records access laws—you may obtain access to only your own drawing results.

August 22: Remaining permits available

If any permits remain after the hunt drawing, they will be available beginning Aug. 22, 2024. Visit wildlife.utah.gov/waterfowl in early August to see purchase times and locations.

Reminder: If you obtain a tundra swan permit that remains available after the hunt drawing, you will **lose** any accrued preference points.

Applying as a group

Utah Admin. Rule R657-62-22

Up to four hunters—including a mix of residents and nonresidents—can apply together for tundra swan permits by using a group code. Visit wildlife.utah.gov/group-applications for more information.

And don't forget: Up to four youth can apply together in a youth-only group.

Important: If you're a youth and you want an opportunity to draw one of the permits

reserved for youth, do **not** apply in a group with an adult. Up to **four youth hunters** can apply together for a tundra swan hunt. For more details about tundra swan-hunting opportunities for youth, see page 35.

Preference points

Utah Admin. Rule R657-62-9

Preference points ensure that applicants who are unsuccessful—or those who choose to apply only for a preference point—will have a better chance of obtaining a tundra swan permit in next year's hunt drawing.

Important: You must complete the swan orientation course **each year** before you apply for a tundra swan preference point or permit. The course is available online at wildlife.utah.gov/SwanCourse.

A preference point is awarded for each unsuccessful tundra swan application.

An individual who does not want to hunt tundra swan in the current year may apply for a preference point only by selecting the appropriate hunt choice code (SWN) on the application and paying the application fee.

If you are eligible for a tundra swan permit, you are eligible to apply for a preference point. You cannot, however, apply for both a permit and a preference point in the same season.

A preference point will not be issued if you are successful in drawing a tundra swan permit.

Reminder: If you obtain a tundra swan permit that remains available after the hunt drawing, you will **lose** any accrued preference points.

How your preference points work in the drawing

In the drawing, tundra swan applications are sorted into groups by the number of preference points—a 4-preference-point group, a 3-preference-point group and so on—from highest to lowest. Within each group of preference points, the applications are then sorted from lowest to highest draw numbers. Permits are awarded in order, based on the hunt choice selected.

Store your digital license on the app

With our convenient Utah Hunting and Fishing app, you can download your license to a your mobile device.

If a conservation officer asks to see your license, you can produce the digital copy, which is just as valid as a paper license.

If you use the app, you will be able to easily see when your license expires.

You can also enter and save your HIP number, digital duck stamp, and tundra swan course completion certificate on the app, so they're available when you need them.

New: You can now download Utah's hunting and fishing guidebooks to the app, making it easy to read, search and navigate this guidebook and others.

The app is available for both Apple and Android devices. You can download it at wildlife.utah.gov/mobileapp.

Please remember that licenses are different from permits. If you have a permit for a specific hunt, you must carry it with you while hunting.

Preference points are averaged and rounded down when two or more applicants apply as a group. For example, if hunter A with three preference points and hunter B with zero preference points apply as a group, the preference points are averaged (1.5) and rounded down to one. This process will determine in which group of preference points your application will be considered. Hunters with one preference point will be considered only after all groups or individuals with two or more preference points and before all groups or individuals with zero preference points.

Surrendering your permit

If you need to surrender your permit—and your hunting season hasn't started—you should consider surrendering the permit as soon as possible. If you surrender early enough, you'll be able to keep your preference points.

Reminder: If you surrender a tundra swan permit at least 30 days before the start of the season, you'll get all of your previously accrued preference points back, but you will not earn a point for the current year. **Important: If you surrender a tundra swan permit less than 30 days before the season opens, you will lose all of your previously accrued preference points for tundra swan, and you will not earn a point for the current year.**

To learn more about surrendering a permit, visit wildlife.utah.gov/refund.

Group surrender

Reminder: If you obtain a tundra swan permit through a group application—and then you decide to surrender it—you will not have your preference points reinstated unless your **entire** group meets the following conditions:

- All group members must surrender their permits
- Permit surrenders must occur at least 30 days before the start of the season

Note: Even if you meet the above conditions, you will not earn a point for the current year.

Important: If some of your group members surrender their permits **less than 30 days** before the season opener, **all** group members will lose **all** of their preference points.

Members of the group may not surrender their permits individually unless the surrender occurs because of:

- Activation in the military
- An injury or illness that will prevent the individual from hunting
- Death

Permit refunds

Utah Code § 23-19-38 and Utah Admin. Rule R657-42

The Division rarely issues refunds for permits, licenses or certificates of registration, but there are some exceptions. To see if you're eligible for a refund, visit wildlife.utah.gov/refund.

Reminder: If you are eligible for a refund, you must submit all required forms and accompanying paperwork within 90 days of the season ending in order to qualify for a full refund.

Important: Any original license, permit, tag or certificate of registration becomes invalid when surrendered or forfeited, or when a duplicate or exchanged one is issued.

Tundra swan permits for youth

Utah Admin. Rule R657-62-22

Fifteen percent of this year's tundra swan hunting permits are reserved for hunters who will be 17 years of age or younger on July 31, 2024.

If you meet this age requirement, you can participate in the youth drawing for tundra swan permits. You have two options: You can either submit an application as an individual youth hunter or as a member of a youth-only group.

Up to **four youth hunters** can apply to hunt together in a youth-only group. This allows youth to hunt tundra swans with siblings, friends, cousins and other youth.

When you apply in a youth-only group for the tundra swan hunt, all hunters must meet the age requirement for the application to be processed as a youth-only application.

If you're successful in drawing permits, please remember that all hunters under the age of 16 must be accompanied in the field by a parent, legal guardian or responsible person 21 years of age or older. For details on this requirement, see page 9.

AFTER YOUR TUNDRA SWAN HUNT

Utah Admin. Rule R657-62-22

If you receive a tundra swan permit in 2024, be sure to meet these requirements by Jan. 7, 2025.

Tag your tundra swan

Utah Code § 23A-4-709 and Utah Admin. Rule R657-9-5

After you've taken a tundra swan, you must tag the bird.

Reminder: You may wait to tag the tundra swan until after you return to your blind, your boat (or other vessel) or dry land, whichever is nearest to the point where the bird was retrieved.

To tag a tundra swan, completely detach the tag from your swan permit and completely remove the notches that correspond with the month and day the swan was taken. Then, attach the tag to the carcass so the tag remains securely fastened and visible.

Your tundra swan tag also includes a notch that indicates the sex of the bird, but you do not need to remove this notch; you only need to remove the notches that indicate when the bird was taken.

You may not remove more than one notch indicating the month or day the tundra swan was taken, or tag more than one tundra swan using the same tag. Also, you may not hunt or pursue tundra swans after any of the notches have been removed from the tag or the tag has been detached from your permit.

Get your swan examined

Utah Admin. Rule R657-9-6

You must bring any harvested tundra or trumpeter swan (or its head) to a Division office (see page 2)—or the Bear River Migratory Bird Refuge office—within 72 hours of harvesting the swan. A staff person will examine the swan's head and complete your swan harvest survey for you. This visit provides biologists with valuable information about swans in Utah.

Note: The Bear River Migratory Bird Refuge check in will be available only on Fridays and Saturdays (9 a.m.–noon and 2–7 p.m.) during the 2024 season.

Mandatory reporting

Utah Admin. Rule R657-9-6

If you obtain a tundra swan permit, you must complete and submit a swan harvest survey by Jan. 7, 2025. **Important:** Reporting is required, even if you did not hunt or harvest a swan. You can complete the harvest survey online or by calling 800-221-0659.

Important: If you harvest a tundra or trumpeter swan, you are required to check in the entire swan or its head within 72 hours at a DWR office (see page 2) or the Bear River Bird Refuge office (Fridays and Saturdays only, 9 a.m.–noon and 2–7 p.m.). **Note:** A Division or Refuge employee will complete your harvest survey as part of the post-harvest examination that is required of all successful tundra swan hunters.

Remember: Trumpeter swan harvest is illegal and penalties may apply. Upon mandatory swan examination at a Division or Refuge office, a representative may ask to take possession of your intentionally or unintentionally harvested trumpeter swan, and will have a conservation officer contact you.

The several-year waiting period for applying for a tundra swan permit still applies. For details, see page 36.

It's important to comply with the requirements listed above. If you miss the Jan. 7 deadline, you will be ineligible to apply for a 2025 tundra swan permit unless you:

- Get the head of your harvested swan examined at a Division office
- Complete and submit a late harvest survey
- Pay a \$50 late fee

If you did not harvest a tundra swan, you would only be required to complete the last two items before applying for a 2025 tundra swan permit.

FIELD REGULATIONS

While hunting waterfowl in Utah, there are several requirements you must keep in mind to protect yourself and the resource. Please be familiar with the requirements for carrying and using shotguns, the different types of hunting methods you may use and what you're required to do with any waterfowl you harvest.

Firearms, crossbows and archery tackle

Several rules apply to the types of shotguns, crossbows and archery tackle that may be used to take waterfowl in Utah.

Weapon requirements

50 CFR 20.21 and Utah Admin. Rule R657-9-7

You may take migratory game birds with any of the following:

- A shotgun no larger than 10 gauge
- A crossbow
- Archery equipment, including a draw lock

During most Utah waterfowl hunts, the shotgun you use cannot be capable of holding more than three shells (one in the chamber and two in the magazine).

Many shotguns can hold more than two shells in the magazine, but making these guns legal for waterfowl hunting is easy. An inexpensive item, called a "shotgun plug," comes with most shotguns or you can purchase one at most sporting goods stores.

And don't forget: you may use an unplugged shotgun—capable of holding more than three shells—to hunt light geese during the February/March season. For season dates, see page 32.

Nontoxic shot and use of firearms, crossbows and archery tackle

50 CFR 20.21(j) and Utah Admin. Rules R657-9-8 and R657-9-9

A shotgun loaded with nontoxic shot is the only firearm you may discharge while hunting waterfowl or coot in any area of the state. (To learn what nontoxic shot is, please see page 58 of this guide.) In addition, nontoxic shot is the only ammunition you may have in your possession while on federal refuges, the Scott and Norma Matheson Wetlands Preserve, the Utah Lake Wetland Preserve, Willard Spur WMA and the following waterfowl management areas:

- Box Elder County—Harold S. Crane, Locomotive Springs, Public Shooting Grounds and Salt Creek
- Daggett County—Brown's Park
- Davis County—Farmington Bay, Howard Slough and Ogden Bay
- Emery County—Desert Lake
- Juab County—Mills Meadow
- Millard County—Clear Lake and Topaz Slough
- Sanpete County—Manti Meadows
- Tooele County—Blue Lake and Timpie Springs

Are you allowed to possess a weapon?

Utah Code §§ 76-10-503 and 76-10-512

It is illegal under *Utah Code §§ 76-10-503* and *76-10-512* to possess or use a firearm, muzzleloader or any other dangerous weapon if you have been charged or convicted of certain offenses.

The purchase or possession of any hunting license, permit, tag or certificate

of registration from the Division does not authorize the holder to legally possess or use a firearm, muzzleloader or any other dangerous weapon while hunting if they are otherwise restricted from possessing these weapons under Utah Code.

To determine whether you are allowed to possess a weapon, please review the Utah Code sections listed above or contact the law enforcement agency that oversees your case.

- Uintah County—Stewart Lake
- Utah County—Powell Slough
- Wayne County—Bicknell Bottoms
- Weber County—Ogden Bay and Harold S. Crane

You may not discharge a firearm, crossbow or archery tackle on any of the areas listed above at any time of the year, except during the open waterfowl hunting seasons or as authorized by the Division.

Loaded firearms in a vehicle

Utah Code §§§§ 76-10-502, 76-10-504, 76-10-505 and 76-10-523

You may not carry a loaded firearm in or on a vehicle unless you meet all of the following conditions:

- You own the vehicle or have permission from the vehicle's owner.
- The firearm is a handgun.
- You are 18 years of age or older.

A pistol, revolver, rifle or shotgun is considered to be loaded when there is an unexpended cartridge, shell or projectile in the firing position.

Pistols and revolvers are also considered to be loaded when an unexpended cartridge,

shell or projectile is in a position whereby the manual operation of any mechanism once would cause the unexpended cartridge, shell or projectile to be fired.

A muzzleloading firearm is considered loaded when it is capped or primed and has a powder charge and ball or shot in the barrel or cylinders.

Areas where you can't discharge a firearm

Utah Code § 76-10-508

You may not discharge a dangerous weapon or firearm under any of the following circumstances:

- From a vehicle
- From, upon or across any highway
- At power lines or signs
- At railroad equipment or facilities, including any sign or signal
- Within Utah state park camp or picnic sites, overlooks, golf courses, boat ramps or developed beaches
- Without written permission from the owner or property manager, within 600 feet of:
 - A house, dwelling or any other building
 - Any structure in which a domestic animal is kept or fed, including a barn, poultry yard, corral, feeding pen or stockyard

Make sure you're in range

In the marsh, you should only shoot at birds that are within range. If you try to hit a bird that's too far away, there's a much greater chance the bird will be wounded or hard to find.

So, how do you know if you're in range? Before this year's waterfowl season opens, you can improve your ability to judge distance accurately with the following exercise:

- Find an area that's at least 50 yards long and place four regular-sized duck decoys 20, 30, 40 and 50 yards from your starting point.
- If you don't have four regular-sized decoys, use four pieces of cardboard cut 21 inches long by 4 inches high (the size of a medium-sized duck).
- After placing your targets, go back to your starting point, bring your unloaded shotgun to your shoulder and aim it at the target that's 20 yards away. Notice how big your barrel looks in relation to the size of the target. Then aim at the targets that are 30, 40 and 50 yards away.

Practice this process enough, and you'll know how birds should look when you view them over your barrel at different distances in the marsh.

State parks

Utah Code § 76-10-508 and Utah Admin. Rule R651-614-4

Hunting of wildlife is allowed within the boundaries of all state park areas, **except** those areas and hunts specifically closed by the Utah Division of State Parks in *Utah Admin. Rule R651-614*. For more information, visit stateparks.utah.gov/resources/hunting-at-state-parks.

State laws regarding the possession and discharge of dangerous weapons apply in state park areas open to hunting. For information about discharging a dangerous weapon or firearm in a state park, see the *Areas where you cannot discharge a firearm* section above or review *Utah Code § 76-10-508*.

In addition to the rules above, the Great Salt Lake Marina and posted areas adjacent to the marina are closed to hunting.

Waterfowl hunting, including the retrieval of downed birds, is also prohibited on all of Antelope Island, including all areas within 600 feet of the upland vegetative line or any other clearly defined high water mark. Hunting is also prohibited within 600 feet of the north or south side of the Antelope Island causeway.

Hunters with disabilities

Utah Admin. Rule R657-12

Utah provides special hunting accommodations for people with disabilities. Among those accommodations are special-use blinds for disabled or wheelchair-bound hunters.

For more information, call a local Division office (see page 2) or visit wildlife.utah.gov/disabled.

No drones allowed

Utah Code § 23A-5-309 and Utah Admin. Rule R657-5-14

The use of any type of aircraft, drone or other airborne vehicle or device to locate, or attempt to observe or locate, any protected wildlife is prohibited. This includes scouting and hunting.

Hunting methods

Several rules apply to the methods that you may use to hunt waterfowl in Utah.

Use of boats, and airborne and land vehicles

50 CFR 20.21(e), Utah Code § 23A-5-309 and Utah Admin. Rule R657-9-10

You may use a boat or motorized aquatic vehicle to hunt waterfowl if you obey the following rules:

- Migratory game birds may not be taken from any motorboat, or craft that has a motor attached to it, unless the motor has been completely shut off and the motorboat or craft has stopped moving.
- Migratory game birds may not be taken from a sailboat unless the boat's sails are furled and the boat has stopped moving.

You may use any of these crafts under power to retrieve dead or crippled birds, but you may not shoot crippled birds from a craft if its motor is still running.

Also, you may not use any of the crafts listed above, or any type of motor-driven land, water or air transportation (including a drone), to concentrate, drive, rally or stir up migratory birds.

Airboats and personal watercraft

Utah Admin. Rule R657-9-11

Air-thrust or air-propelled boats and personal watercraft are not allowed in designated parts of the following areas for the purposes of waterfowl hunting:

- Box Elder County: Box Elder Lake, Bear River, that part of Harold S. Crane within one-half mile of all dikes and levees, Locomotive Springs, Public Shooting Grounds, Salt Creek and any posted units or areas within the Bear River Migratory Bird Refuge.
- Daggett County: Brown's Park
- Davis County: Howard Slough, Ogden Bay and Farmington Bay within diked units or as posted.

Did it get wet? Decontaminate it!

When you hunt waterfowl, your boat, apparel and gear inevitably get wet or muddy.

And everything from your waders and decoys to your portable blinds and boat motors will provide good hiding places for microscopic aquatic invasive species (AIS) like quagga mussels or whirling disease spores.

If you're on foot, you need to complete the following steps before you leave a hunting area and walk into another waterbody.

1. Rinse all the mud and other debris off of your waders, boots and wetted gear or equipment.
2. Then, generously spray all of it—especially the felt soles of waders—with Formula 409 (a popular household cleaner). This treatment will kill any whirling disease spores.
3. After you return home, thoroughly clean and dry all of your gear before using it again.
4. **Remember: If it floats, it's a boat!** If you launch any kind of vessel—including kayaks, tubes and canoes—you must complete the annual Mussel-aware Boater course (wildlife.utah.gov/quaggacourse) and follow the state's clean, drain and dry requirements.

Important: Boaters using motorized vessels have additional AIS program vessel enrollment requirements and must have a current-year decal displayed on their vessel. See STDoftheSea.utah.gov for details.

If you don't have time to allow your boat to dry thoroughly, you can get it professionally decontaminated. Visit STDoftheSea.utah.gov to find the nearest location and schedule a decontamination.

- Emery County: Desert Lake
 - Millard County: Clear Lake and Topaz Slough
 - Tooele County: Timpie Springs
 - Uintah County: Stewart Lake
 - Utah County: Powell Slough
 - Wayne County: Bicknell Bottoms
 - Weber County: Ogden Bay within diked units or as posted, and the portion of the Harold S. Crane Waterfowl Management Area that falls within Weber County
- The term "personal watercraft" means a motorboat that meets the following conditions:
- It is less than 16 feet in length.
 - It is propelled by a water jet pump.
 - It is designed to be operated by a person sitting, standing or kneeling on the vessel, rather than sitting or standing inside the vessel.

Restrictions on motorized boats

Utah Admin. Rule R657-9-12

Portions of four WMAs have been set aside for hunters who enjoy walking or paddling nonmotorized boats into the marsh. Motorized boats, which are boats with a motor of any kind, including a gas engine or an electric motor, are not allowed in the following areas:

- Clear Lake: The entire WMA
- Farmington Bay: South Crystal Unit
- Harold S. Crane: Rainbow Pond Unit and the main East Pond Unit
- Public Shooting Grounds: Wigeon Lake

Motorized vehicle access on waterfowl management areas

Utah Admin. Rule R657-9-12

A motorized vehicle is a vehicle that is self-propelled or possesses the ability to be self-propelled. This does not include vehicles moved solely by human power, motorized wheelchairs or an electric personal assisted mobility device.

Reminder: Electric-assisted bicycles, propelled in part by electrical assistance, are only permitted on state waterfowl management

areas if they meet the Class 1 definition provided in *Utah Code § 41-6a-102(8)* and (17).

Motorized vehicle travel on state waterfowl management areas is restricted to county roads, improved roads and parking areas.

Off-highway vehicles are not permitted on state waterfowl management areas, except in areas that are marked or posted open to their use.

Off-highway vehicles are not permitted on the Bear River Migratory Bird Refuge.

Waterfowl blinds on waterfowl management areas

Utah Admin. Rule R657-9-34

Reminder: You may **not** construct a new permanent blind on a waterfowl management area.

You can construct and use waterfowl blinds on Division waterfowl management areas (WMAs) as long as you obey the following rules:

- Waterfowl blinds may not be left unattended overnight unless they're constructed entirely of non-woody, vegetative materials that naturally occur where the blind is located.

- Live or dead-standing trees and shrubs on WMAs may not be cut or damaged unless the Division gives express, written permission to do so.
- Soil or rock, above or below the water's surface, may not be excavated on a WMA unless the Division gives express, written permission to do so.

- Rock and soil material may not be transported to a WMA to construct a blind.
- Waterfowl blinds may not be constructed or used in any area or manner that obstructs vehicle or pedestrian travel on dikes.

Waterfowl blinds that are constructed or maintained on WMAs in violation of the rules above may be removed or destroyed by the Division without notice.

The restrictions above do not apply to the following WMA areas:

- Farmington Bay Waterfowl Management Area—west and north of the Doug Miller Unit, Turpin Unit and Unit 1.
- Howard Slough Waterfowl Management Area—west and south of the exterior dike

Boating laws and rules

If your hunting plans include a motorboat, please remember these laws and rules to ensure your safe, legal return home:

- Everyone on your boat or vessel must have a properly fitted, U.S. Coast Guard-approved life jacket. Youth who are 12 and younger must wear a life jacket at all times.
- Vessels longer than 16 feet must have a throwable personal flotation device immediately available.
- All motorboats, including those with electric motors, must be registered and properly numbered. **Remember:** Motorized craft must be enrolled in the Utah AIS program and have a current-year decal (see *STDotheSea.utah.gov* for details).

- All motorboats must display appropriate navigation lights from sunset to sunrise. Manually propelled boats may use a white light.
- Let someone know where you are going and when you expect to return, along with your boat and vehicle license number.
- All motorboats must carry a Type B, U.S. Coast Guard-approved fire extinguisher, unless exempt.
- In addition to the equipment above, airboats operating on Great Salt Lake and adjacent waterfowl management areas must have a compass and either a flare, strobe light or other visual distress signal.

For additional boating safety information, visit *boating.utah.gov* or call 801-538-2628.

separating the WMA's freshwater impoundments from the Great Salt Lake.

- Ogden Bay Waterfowl Management Area—west of Unit 1, Unit 2 and Unit 3.
- Harold S. Crane Waterfowl Management Area—one half mile north and west of the exterior dike separating the WMA's freshwater impoundments from the Willard Spur.

Unattended blinds

In addition to the rules above, two other important rules apply to waterfowl blinds on WMAs and other state lands that are open to public hunting:

- Any person may use any unoccupied, permanent waterfowl blind. Waterfowl blinds on state lands are open on a first-come, first-served basis to everyone, not just to the person who built the blind.
- You cannot leave waterfowl blinds or decoys unattended overnight to reserve a spot.

Sinkbox

50 CFR 20.21(c) and *Utah Admin. Rule R657-9-13*

You cannot take migratory game birds from any type of low-floating device that allows you to be concealed beneath the surface of the water. Called "sinkboxes," these devices float on the water, but they float barely above the water's surface. You may not hunt from

sinkboxes. You may, however, hunt from other types of boxes, blinds or culverts that are attached to the bottom of the body of water where you are hunting.

Commercial guiding and outfitting on waterfowl management areas

Utah Admin. Rule R657-9-35

Guides and outfitters are required to have a special-use permit before guiding or transporting hunters across waterfowl management areas. This change applies to anyone who receives more than \$100 in compensation for providing guiding services, as defined in *Utah Code 58-79-102*.

Details about requirements and how to obtain a permit are available at wildlife.utah.gov/WMAguiding.

Using dogs to hunt

Utah Admin. Rule R657-9-28

Dogs may be used off leash to locate and retrieve waterfowl during open hunting seasons.

Although dogs are generally allowed on state wildlife and waterfowl management areas (WMAs), they are prohibited on many WMAs from March 10 to August 31 or as posted by the Division. Here's a complete list of WMAs and other Division-managed lands that are seasonally closed to dogs:

- Annabella
- Bear River (Trenton Property Parcel)
- Bicknell Bottoms
- Blue Lake
- Browns Park
- Bud Phelps
- Clear Lake
- Desert Lake
- Farmington Bay
- Harold S. Crane
- Hatt's Ranch
- Howard Slough
- Huntington
- James Walter Fitzgerald
- Kevin Conway

Hunting dog field trials and training

Utah Admin. Rule R657-46

Many hunting dog field trialers and trainers want to use game birds (waterfowl or upland game) in their dog-related pursuits.

To use live game birds in dog field trials and training, you must follow certain rules and regulations. Those rules are available at any Division office or in *Utah Admin. Rule R657-46* at wildlife.utah.gov/rules.

Important: Dog training is prohibited near sage-grouse and sharp-tailed grouse leks (breeding sites) from March 1 to May 31.

- Locomotive Springs
- Manti Meadows
- Mills Meadow
- Montes Creek
- Nephi
- Ogden Bay
- Pahvant
- Public Shooting Grounds
- Redmond Marsh
- Richfield
- Roosevelt
- Salt Creek
- Scott and Norma Matheson Wetlands Preserve
- Stewart Lake
- Timpie Springs
- Topaz Slough
- Utah Lake Wetland Preserve
- Vernal Game Farm
- Willard Bay

Reminder: Dogs are only allowed on the Nature Trail within the Hasenyager Nature Preserve at Farmington Bay, and must be on a leash.

Live decoys

50 CFR 20.21(f) and Utah Admin. Rule R657-9-14

You may not use live birds as decoys. Also, you may not take migratory game birds from an area where tame or captive live ducks or geese are present. The only exception is if the

tame or captive live ducks or geese are—and have been—confined for at least 10 consecutive days before you take the migratory game birds. The area of confinement must substantially reduce the sound of the tame or captive birds' calls. It must also totally conceal the birds from the sight of wild migratory waterfowl.

Amplified bird calls

50 CFR 20.21 (g) and Utah Admin. Rule R657-9-15

During most of Utah's waterfowl season, you may not use recorded or electronically amplified bird calls or sounds, or recorded or electronically amplified imitations of bird calls or sounds. You may, however, use electronically amplified calls or sounds during the spring hunts for light geese in the Eastern Box Elder, Southern and Northern goose areas after Feb. 1, 2025, and the Wasatch Front goose area after Feb. 16, 2025. See page 32 for season dates.

No drones allowed

Utah Code § 23A-5-309 and Utah Admin. Rule R657-5-14

The use of any type of aircraft, drone or other airborne vehicle or device to locate, or attempt to observe or locate, any protected wildlife is prohibited. This includes scouting and hunting.

Ways to report poachers

Utah Admin. Rule R657-51

If you witness an in-progress wildlife violation—or you know of a previously committed wildlife crime—you have several ways to contact our conservation officers. You can report violations anonymously, if preferred.

Visit wildlife.utah.gov/utip to learn more about your contact options, which are listed here in order of urgency:

1. Text a conservation officer at 847411
2. Call our hotline at 800-662-3337
3. Send a tip using the UTDWR law

enforcement app

4. Submit an online report at wildlife.utah.gov/utip

When you visit wildlife.utah.gov/utip, you can access the mobile download links for the UTDWR app and see which regional office code you should include in a text to officers. (The codes ensure that texts get to the regions and officers who are in the best position to respond.)

We encourage you to report any poaching activities immediately. Thank you for helping to protect Utah's wildlife.

Trail cameras and night-vision devices

Utah Admin. Rule R657-5-7 and Utah Code §23A-5-307

Since 2022, there have been several Utah Wildlife Board and legislative updates regarding the use of trail cameras and night-vision devices. Some of these rules may affect waterfowl hunters, especially those who are also planning to hunt big game, cougars or bears.

- All trail cameras are prohibited on public land from July 31 to Dec. 31 (with exceptions for approved research and monitoring).
- A trail camera using internal data storage—and not capable of transmitting live data—is permitted for use on private

- land for the purposes of legal hunting.
- The sale or purchase of footage or data from any trail camera (or non-handheld device) that could be used to take, attempt to take, or aid in the take or attempted take of big game, cougars or bears is prohibited.
- Night-vision devices (new rule language): It is unlawful to possess any type of night-vision device while locating, taking or attempting to locate big game from July 31 to Dec. 31. Learn more about these and other prohibited hunting methods on page 19 of this guidebook. See page 57 for definitions.

Visit wildlife.utah.gov/trailcams for more details about these rules.

Baiting

50 CFR 20.21 (i) and Utah Admin. Rule R657-9-16

Baiting is an illegal activity that involves the spreading of shelled, shucked or unshucked grain, feed or salt to lure, attract or entice birds to an area for the purposes of hunting them. You may not hunt waterfowl, snipe or coots by baiting, and you may not hunt in an area where you reasonably should have known that the area is or has been baited.

An area is considered to be baited for 10 days after the bait has been completely removed from the area.

You may not take waterfowl or coots on or over lands or areas where grain or other feed has been distributed or scattered as the result of the manipulation of an agricultural crop or other feed on the land where grown. However, you may take snipe on or over these areas.

Nothing in this guidebook prohibits you from harvesting waterfowl or coots on land with residual crops or feed left as a result of normal agricultural practices.

You also may take waterfowl, snipe and coots on or over the following lands or areas, as long as these areas have not been baited:

- Standing crops or flooded standing crops (including aquatics); standing, flooded or manipulated natural vegetation; flooded harvested croplands; or lands or areas where seeds or grains have been scattered solely as the result of a normal agricultural planting, harvesting, post-harvest manipulation (for example, a farmer working his land after the harvest is over) or normal soil stabilization practice (for example, a farmer planting a cover crop to protect the soil during the winter);
- From a blind or other place of concealment camouflaged with natural vegetation;
- From a blind or other place of concealment camouflaged with vegetation from agricultural crops, as long as such camouflaging does not result in the exposing, depositing, distributing or scattering of grain or other feed; or
- Standing or flooded standing agricultural crops where grain is inadvertently scattered solely as a result of a hunter entering or exiting a hunting area, placing decoys or retrieving downed birds.

Falconry

Utah Admin. Rule R657-9-32

If you are interested in hunting waterfowl or coots with a falcon, you must obtain a hunting or combination license, a HIP number, a federal migratory game bird stamp and a falconry certificate of registration (COR). The areas open and the bag and possession limits for falconry are listed on page 33.

Legal falconry hours for waterfowl hunting are 30 minutes before official sunrise until official sunset.

Rest areas

Utah Admin. Rule R657-9-30

Unless you have prior permission from the Division, you may access and use state waterfowl management areas (WMAs) only during the hunting season or for other activities for which the WMAs have been posted open. While you're on a WMA, you may not participate in activities that are prohibited on the WMA.

In addition to the rules above, the Division has established portions of the WMAs as rest areas for wildlife. These areas are closed to the public, and trespass of any kind is prohibited. The following locations are designated as rest areas:

- Clear Lake WMA—the area known as Spring Lake
- Desert Lake WMA—the area known as Desert Lake
- Farmington Bay WMA—the area that lies in the northwest quarter of Unit 1
- Ogden Bay WMA—the area known as North Bachman
- Public Shooting Grounds WMA—the area that lies above and adjacent to the Hull Lake Diversion Dike, known as Duck Lake
- Salt Creek WMA—the area known as Rest Lake

You can obtain maps of the rest areas by visiting Division offices or by visiting *wildlife.utah.gov/waterfowl*.

No-shooting areas

Utah Admin. Rule R657-9-30

The Division has designated certain portions of the state as no-shooting areas. In these areas, the discharge of weapons for the purpose of hunting is prohibited. No-shooting areas remain open to the public for other lawful activities.

The following locations are designated as no-shooting areas:

- All of Antelope Island—This includes all areas within 600 feet of the upland vegetative line or other clearly defined high water mark
- Antelope Island causeway—Within 600 feet of the north and south sides of the center line of the causeway
- Brown's Park WMA—Within 600 feet of all structures
- Farmington Bay WMA—Within 600 feet of the headquarters, within 600 feet of dikes and roads accessible by motorized vehicles, within the area designated as the Hasenyager Nature Preserve and within the 100-yard buffer around the rest area
- Ogden Bay WMA—Within 600 feet of the headquarters area
- Gunnison Bend Reservoir—Below the high-water mark of the reservoir and its inflow, upstream to the Southerland Bridge (Millard County)
- Within the boundaries of all Utah State Parks, except those designated open by appropriate signage (see *Utah Administrative Rule R651-614-4*)

Farmington Bay WMA buffer zones

Hunters should be aware that there are 150-foot no hunting/no trespassing buffer zones on several portions of Farmington Bay Waterfowl Management Area. Please check the Hunt Planner (hunt.utah.gov) for details before going into the field, and heed all signage in the area while hunting.

- Within 1/3 of a mile of the Great Salt Lake Marina
- All property within the boundary of the Salt Lake International Airport
- All property within the boundaries of federal migratory bird refuges, unless hunting waterfowl is specifically authorized by the federal government

Trespassing

Utah Code §§ 23A-5-317 and 23A-5-310

While taking wildlife or engaging in wildlife-related activities, you may not—without permission—enter or remain on privately owned land that is:

- Cultivated
- Properly posted
- Fenced or enclosed in a manner designed to exclude intruders

In addition, you may not:

- Enter or remain on private land when directed not to do so by the owner or a person acting for the owner.
- Obstruct any entrance or exit to private property.

“Cultivated land” is land that is readily identifiable as land whose soil is loosened or broken up for the raising of crops, land used for the raising of crops, or a pasture that is artificially irrigated.

“Permission” means documented authorization from the owner or person in charge to enter upon private land that is cultivated or properly posted. Permission must include all of the following details:

- The signature of the owner or person in charge
- The name of the person being given permission
- The appropriate dates
- A general description of the land

“Properly posted” means that signs prohibiting trespass—or bright yellow, bright orange or fluorescent paint—are clearly displayed at all corners, on fishing streams crossing property

lines, and on roads, gates and rights-of-way entering the land. Or, they are displayed in a manner that is visible to a person in the area.

You may not post private property you do not own or legally control or land that is open to the public as provided by *Utah Code § 23A-6-402*. In addition, it is unlawful to take protected wildlife or its parts while trespassing in violation of *Utah Code § 23A-5-317*.

You are guilty of a class B misdemeanor if you violate any provision described in this section. Your license, tag or permit privileges may also be suspended.

Possession and transportation

Once you’ve taken a migratory game bird, several rules apply to the use of the game you’ve taken.

During closed season

50 CFR 20.32 and Utah Admin. Rule R657-9-17

You may not possess any freshly killed migratory game birds when the hunting season is closed.

Live birds

50 CFR 20.38 and Utah Admin. Rules R657-4, R657-9-18

You may not possess or transport live migratory game birds. You must immediately kill any migratory game bird you wound and include it in your bag limit.

A hunting license does not give you authority to possess live migratory game birds.

Waste of migratory game birds

50 CFR 20.25, Utah Code § 23A-5-314 and Utah Admin. Rule R657-9-19

You may not waste any migratory game birds or permit them to be wasted or spoiled. (Waste means to abandon migratory game birds or to allow them to spoil or be used in a manner not normally associated with their beneficial use. For example, using the meat as fertilizer or for trapping bait is not considered a beneficial use.)

Keep your hunting dog safe from HABs

Despite some misconceptions that harmful algal blooms only occur during hot summer weather, they can persist throughout the fall and winter and continue to pose a potential threat to humans and pets, especially dogs.

Important: Before you head out into the field, visit habs.utah.gov to see if HABs have been reported in the area you plan to hunt. Please be advised that active monitoring for HABs ends in October, although HABs may be present in recreational areas.

What are HABs and how can I identify affected areas?

Blooms form when naturally occurring cyanobacteria, also known as blue-green algae, multiply to high densities and form visible water discoloration, scum and mats. Harmful algal blooms can look like pea soup, spilled paint, grass clippings or water that has a green or blue-green hue.

Cyanobacteria can produce several kinds of toxins that can affect liver, nerve and skin tissue. If you suspect a harmful algal bloom

in the water, stay out of the water and avoid any contact with water or scum.

Keep your dog safe

Hunters should also keep their dogs away if they suspect a harmful algal bloom, as the toxins have proven to be fatal in pets. Dogs can be exposed to toxins by skin contact with water that is contaminated with cyanobacteria or toxins, by swallowing water or by licking the water off their fur or hair. Even dry mats can have harmful cyanobacteria present.

If you suspect your pet has been exposed to a harmful algal bloom, seek immediate care from your veterinarian. Even with proper veterinary care, most exposures are fatal. Prevention is the best way to protect your pet.

Preparing harvested game

Before consuming any harvested fish or wildlife from an area with HABs present, be sure to clean waterfowl and fish well with fresh water, and discard all guts.

Report HABs

Suspected harmful algal blooms can be reported to DWQ by calling 801-536-4123. Find more information about harmful algal blooms at habs.utah.gov.

In addition, you may not kill or cripple any migratory game bird without making a reasonable effort to immediately retrieve it. Any migratory game bird that you wound must be immediately killed and included in your bag limit.

Termination of possession

50 CFR 20.39 and Utah Admin. Rule R657-9-20

Birds that you have taken are no longer in your possession once you've delivered the birds to another person as a gift, or once you've taken the birds to a migratory bird preservation facility (i.e., a facility where birds are taken to be cleaned and prepared for consumption) or to a post office or common carrier and consigned them for transport to a person other than yourself.

Tagging requirement

50 CFR 20.36 and Utah Admin. Rule R657-9-21

If you leave your birds in the custody of another person for picking, cleaning, processing, shipping, transporting or storing, including temporary storage, or at a location to have taxidermy services performed, you must tag the birds. You must sign the tag, and it must include your address and Utah hunting license number, the total number and species of birds taken and the date the birds were killed.

If you're transporting migratory game birds that you've taken, the birds are not considered to be in storage or temporary storage, and you don't need to have a tag on them at that time.

Reminder: There are specific rules for tagging tundra swans. For details, see page 16.

Giving birds to someone else

50 CFR 20.40, Utah Code § 23A-1-205 and Utah Admin. Rule R657-9-22

You can give the waterfowl you've taken to another person, but please remember the following:

- If you give birds to someone at any location, you must tag the birds. The tag must include your address and Utah hunting license number, the total number and species of birds you're donating, the date the birds were killed and the date the birds were donated. You must also sign the tag.
- If you accept birds from another hunter, those birds become part of your possession limit. For example, if you have 15 ducks at home in your freezer, and you accept 6 ducks from another hunter, you now have 21 ducks in your possession. That's the maximum number of ducks you can have in your possession in Utah. You'll have to eat some of those ducks before you can go hunting and take more.

Custody of another person's birds

50 CFR 20.37 and Utah Admin. Rule R657-9-23

You may not receive or have in your custody migratory game birds that belong to another person unless the birds have been tagged in the manner described in the previous section *Termination of possession*.

Species identification requirement

50 CFR 20.43 and Utah Admin. Rule R657-9-24

You may not transport migratory game birds within the United States unless the head or one fully feathered wing remains attached to each bird while you're transporting them to your home or to a migratory bird preservation facility (i.e., a facility where birds are taken to be cleaned and prepared for consumption).

Marking package or container

50 CFR 20.44 and Utah Admin. Rule R657-9-25

You may not transport migratory game birds, by the Postal Service or a common carrier, unless all of the following items are clearly marked on the outside of the package or container:

- Your name and address
- The name and address of the recipient
- The number and the species of the birds contained in the package

A Utah shipping permit must accompany each migratory game bird package that is shipped within or from Utah. Shipping permits are available from the Division.

Migratory bird preservation facilities

50 CFR 20.82 and 20.83 and Utah Admin. Rule R657-9-26

No migratory bird preservation facility (see definition on page 57) shall receive or have in custody any migratory game bird unless accurate records are maintained that can identify who each bird was received from and can show all of the following information:

- The number of each species
- The location where they were taken
- The date the birds were received
- The name and address of the person from whom the birds were received
- The date the birds were disposed of
- The name and address of the person to whom the birds were delivered

In addition, migratory bird preservation facilities may not destroy any records they are required to maintain under this section for a period of one year following the last entry on record.

Record keeping as required by this section is not necessary at hunting clubs that do not fully process migratory birds by removing their head and wings.

No migratory bird preservation facility may prevent any person authorized to enforce this part from entering their facilities at all reasonable hours and inspecting the records and the premises where bird-processing operations are being carried out.

Processing and taxidermy of protected wildlife

Utah Code § 23A-4-709 and Utah Admin. Rule R657-5-17

New this year: A butcher or owner/employee of a locker or storage plant may not receive the carcass of protected wildlife unless the animal is properly tagged or there is a valid donation slip. Taxidermists must keep records of all received protected wildlife parts—including the date of receipt and documentation of the associated hunting license or permit—for at least three years.

Importation

For information regarding the importation of migratory game birds you've harvested in another country, please see *50 CFR 20.61* and *20.62*, and *Utah Admin. Rule R657-9-27* at wildlife.utah.gov/rules.

Bag limits

50 CFR 20.11 and 20.24 and Utah Admin. Rule R657-9-29

Federal bag and possession limits apply to migratory game bird hunting, regardless of the number of states or provinces you may have hunted in during your trip. For example, if you hunt ducks in two states, the total number of ducks you take in one day cannot exceed a single federal bag and possession limit. (For example, if the federal bag limit is 7 ducks, and you take 5 ducks in one state and then travel to another state and hunt the same day, you can take only 2 ducks in the second state.)

Checkpoints and officer contacts

Utah Code §§ 23A-5-207 and 77-23-104

To help the Division fulfill its responsibility as trustee and custodian of Utah's wildlife, Division conservation officers and biologists monitor the taking and possession of waterfowl and the required permits, firearms and equipment used for hunting. You should expect to encounter conservation officers and biologists checking hunters in the marsh and at checkpoints.

If you're contacted by a conservation officer, you must provide the officer with the items they request, including any licenses and permits required for hunting, any devices used to participate in hunting and any birds you've taken. These contacts allow the Division to collect valuable information about Utah's waterfowl populations.

Special regulations for national wildlife refuges

Utah Admin. Rule R657-9-30

More than 500 refuges across the nation and the U.S. territories are included in the U.S. Fish and Wildlife Service's National Wildlife Refuge System. Three of those refuges—Bear River, Fish Springs and Ouray—are located in Utah, and the following regulations apply to all.

- Current state and federal regulations apply for season dates, shooting hours, and bag and possession limits.
- Hunters may possess and use only approved nontoxic shot while in the field.
- Hunters may not enter closed areas to retrieve birds. Therefore, allow enough room between the closed area boundary and where you're hunting to retrieve your birds.
- Camping is not permitted on the refuges.
- Prohibited activities include wood cutting and gathering, littering, disturbing or removing plants or natural objects, and removing artifacts of antiquity. Shell casings and ammunition boxes are litter. Failure to make a reasonable effort to retrieve litter could result in a citation.

Maps of all three refuges are available online at wildlife.utah.gov/waterfowl.

The following is specific information and regulations for each of the federal refuges in Utah:

Bear River

50 CFR 32.64

- The refuge will be open for the youth waterfowl hunt on Sept. 21, 2024.
- A map of the refuge is available online at wildlife.utah.gov/waterfowl.
- Hunters may not shoot or hunt within 100 yards of refuge roads open to vehicle traffic.
- Hunters may not enter the hunting units (scout) prior to the opening day.
- Hunters may not use pits or permanent blinds. The building of a temporary blind made of natural material is permitted, but is not allowed prior to the opening day.
- Airboats are only permitted in the posted open areas of units 6, 7, 8, 9, 10 and the C blocks.
- Off-highway vehicles are not permitted on the refuge.
- Hunters may enter the refuge two hours before legal sunrise and must exit the refuge by two hours after legal sunset.
- The refuge prohibits leaving decoys, boats, vehicles and other personal property on the refuge overnight.
- Hunters may only park in designated parking areas.
- Persons possessing, transporting, or carrying firearms on the refuge must comply with all provisions of state and local law. Firearms may only be discharged according to refuge regulations (50 CFR 27.42 and 50 CFR 32.64).
- Archery hunting is not allowed on the refuge.
- Predator and snipe hunting are not allowed on the refuge.
- Commercial guiding and outfitter activities are not allowed on the refuge.
- All hunters entering, using or occupying the refuge for waterfowl hunting must abide by all terms and conditions listed on the refuge website.

Reminder: You can check in your swan for identification at the Bear River Migratory Bird Refuge office on **Friday and Saturday only (9 a.m.–noon and 2–7 p.m.)** during the 2024 hunting season.

For more information call the refuge manager at 435-723-5887 or visit bit.ly/fws_brnbr.

Fish Springs

50 CFR 32.64

- The refuge will be open for the youth waterfowl hunt on Sept. 28, 2024.
- A map of the refuge is available online at wildlife.utah.gov/waterfowl.
- The hunting program has expanded at Fish Springs NWR to include more species of migratory birds and new areas for upland and big game. For more information, visit the website at bit.ly/fws_fsnwr.
- Hunters may construct nonpermanent blinds, but must remove all blinds constructed out of materials other than vegetation at the end of the hunting day.
- The refuge provides a Special Blind Area for use by the disabled. The refuge prohibits trespass for any reason by any individual not registered to utilize the area.
- The refuge allows the use of small boats, 15 feet or less, but does not allow gasoline motors and air boats.
- Hunters may enter the refuge two hours before sunrise, and must exit the refuge by 1½ hours after sunset. Hunters may not leave decoys, boats, vehicles and other personal property on the refuge overnight.

All hunters entering, using or occupying the refuge for waterfowl hunting must abide by all terms and conditions listed on the refuge website. For more information, call the refuge manager at 435-693-3122 or visit bit.ly/fws_fsnwr.

Avian diseases in Utah

Avian cholera and avian botulism are diseases that primarily affect wild bird populations. Neither disease typically affects humans. Low pathogenic avian influenza is also common in wild waterfowl and usually does not cause disease in wild birds.

Highly pathogenic avian influenza viruses have been uncommon in the past in Utah waterfowl, but there have been more widespread, multi-county outbreaks in recent years. To date, strains infectious to humans are extremely rare.

Please report dead birds: If you find a group of five or more dead waterfowl or shorebirds—or any individual dead scavengers or raptors—please report the birds and their exact location to the nearest DWR office. Absolutely do not touch the birds or pick them up.

By taking some simple precautions, you can greatly reduce your risk of contracting any wildlife disease:

- Do not harvest any bird that appears sick, and do not pick up diseased birds or dead birds that you didn't shoot.
- Do not handle or eat sick birds.
- Do not allow dogs or other pets to handle or eat sick or dead birds.
- Keep your game birds cool, clean and dry.
- Wear rubber or disposable latex gloves while handling and cleaning your birds.
- After cleaning the birds, wash your hands with soap and water, and thoroughly clean and disinfect all knives, equipment, boots and surfaces that may have touched the birds with a 10-percent bleach solution.
- All birds should be cooked thoroughly (internal temperature should reach 165° F).
- Do not eat, drink or smoke while handling your birds.

Please visit wildlife.utah.gov/diseases for more information about avian diseases.

Ourray

50 CFR 32.64

- The refuge will be open for the youth waterfowl hunt on Sept. 21, 2024.
- A map of the refuge is available online at wildlife.utah.gov/waterfowl.
- Leota Bottom is the only refuge area open to duck, goose and coot hunting. Access into Leota Bottom is limited to foot, bike, canoe, rowboat or electric motorized boats. Gas-powered boats are not permitted.
- Persons possessing, transporting, or carrying firearms on the refuge must comply with all provisions of state and local law. Firearms may only be discharged according to refuge regulations (50 CFR 27.42 and 50 CFR 32.64). Snipe and tundra swan hunting are not allowed on the refuge.
- The use of pits and permanent blinds is not allowed. The building of a temporary blind made of natural material is permitted, but is not allowed prior to opening day.
- All hunters entering, using or occupying the refuge for waterfowl hunting must abide by all terms and conditions listed on the refuge website.
- For more information call the refuge manager at 435-545-2522 or visit bit.ly/fws_onwr.

SEASON DATES AND BAG AND POSSESSION LIMITS

Utah Admin. Rule R657-9-29

Ducks, mergansers, coots and scaup

Northern Zone dates: Sept. 21, 2024 (for Youth Waterfowl Hunt) and Oct. 5, 2024–Jan. 18, 2025 throughout the Northern Zone (except for scaup, which you can hunt Oct. 5–Dec. 29, 2024). For a list of counties in the Northern Zone, see page 58.

Southern Zone dates: Sept. 28, 2024 (for Youth Waterfowl Hunt) and Oct. 12, 2024–Jan. 25, 2025 throughout the Southern Zone (except for scaup, which you can hunt Nov. 1, 2024–Jan. 25, 2025). For a list of counties in the Southern Zone, see page 59.

Bag and possession limits:

- Ducks, mergansers and scaup—The daily bag limit is 7 birds (except no more than 2 canvasbacks, no more than 2 female

mallards, no more than 1 pintail, no more than 2 redheads, no more than 2 wood ducks and no more than 2 scaup). The possession limit is three times the daily bag limit.

- Coots—25 daily or 75 in possession

Geese

Dark geese (cackling, Canada and brant) season dates

Eastern Box Elder goose area: Sept. 21, 2024 (for Youth Waterfowl Hunt) and Oct. 5, 2024–Jan. 18, 2025

Northern goose area: Sept. 21, 2024 (for Youth Waterfowl Hunt), Oct. 5–12, 2024 and Oct. 26, 2024–Jan. 31, 2025

Southern goose area: Sept. 28, 2024 (for Youth Waterfowl Hunt) and Oct. 12, 2024–Jan. 25, 2025

Wasatch Front goose area: Sept. 21, 2024 (for Youth Waterfowl Hunt), Oct. 5–12, 2024 and Nov. 11, 2024–Feb. 15, 2025

White-fronted geese season dates

Eastern Box Elder goose area: Sept. 21, 2024 (for Youth Waterfowl Hunt) and Oct. 5, 2024–Jan. 18, 2025

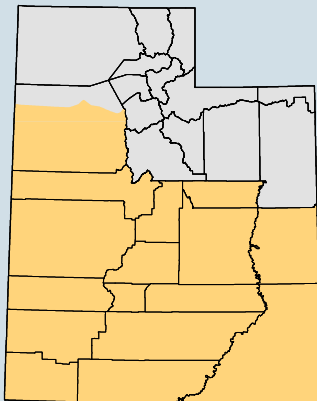
Northern goose area: Sept. 21, 2024 (for Youth Waterfowl Hunt), Oct. 5–12, 2024 and Oct. 26, 2024–Jan. 31, 2025

Southern goose area: Sept. 28, 2024 (for Youth Waterfowl Hunt) and Oct. 12, 2024–Jan. 25, 2025

Wasatch Front goose area: Sept. 21, 2024 (for Youth Waterfowl Hunt), Oct. 5–12, 2024 and Nov. 11, 2024–Feb. 15, 2025

Duck zone

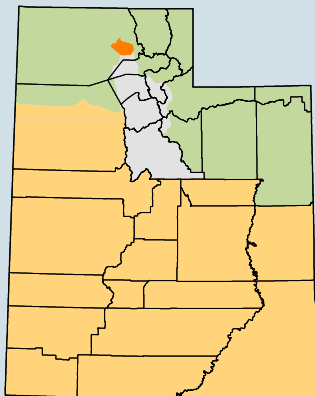
For maps and boundary descriptions visit hunt.utah.gov.



- Northern zone
- Southern zone

Goose areas

For maps and boundary descriptions of the four goose areas, visit hunt.utah.gov.



- Eastern Box Elder goose area
- Northern goose area
- Southern goose area
- Wasatch goose area

Light geese (snow, blue and Ross's) season dates

Eastern Box Elder, Northern and Wasatch

Front goose areas: Oct. 15–Dec. 22, 2024 and Feb. 1–March 10, 2025

Southern goose area: Oct. 25–Dec. 15, 2024 and Jan. 15–March 10, 2025

Notes: The Bear River, Fish Springs and Ouray national wildlife refuges and the Brown's Park, Desert Lake, Farmington Bay, Harold S. Crane, Howard Slough, Locomotive Springs, Ogden Bay, Public Shooting Grounds and Salt Creek waterfowl management areas (WMAs) will be closed to light goose hunting for the season, starting on the last day of the dark goose hunt within their respective goose areas. Maps of Utah's WMAs and national wildlife refuges are available at wildlife.utah.gov/waterfowl. Millard County will be closed to light goose hunting from Feb. 15–28, 2025.

Goose area boundaries: See the goose area map.

Bag and possession limits:

- Dark geese (cackling, Canada, brant)—5 per day, 15 in possession
- White-fronted geese—6 per day, 18 in possession
- Light geese (snow, blue, Ross's)—20 per day, 60 in possession

Falconry

Dates: The season dates that apply to traditional waterfowl hunters also apply to falconers. (Refer to the dates listed on page 7 for snipe, ducks, mergansers, geese, coots and scaup.)

Bag and possession limits for snipe, ducks, mergansers, geese, coots and scaup:

The daily bag limit for falconers is 3 birds. The possession limit is 9 (singly or in combination).

Important: The only falconers who may hunt during the Youth Waterfowl Hunts are those who are 17 years old or younger on July 31, 2024.

Rails

No open season.

Snipe

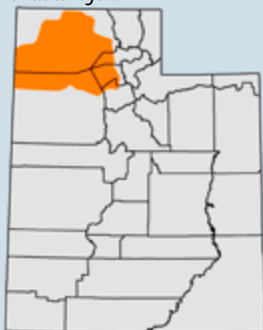
Northern Zone dates: Oct. 5, 2024–Jan. 18, 2025

Southern Zone dates: Oct. 12, 2024–Jan. 25, 2025

Bag and possession limits: The daily bag limit is 8, and the possession limit is 24.

Tundra swan zone

For maps and boundary descriptions visit hunt.utah.gov.



■ Tundra swan area □ No hunting

Tundra swan (holders of tundra swan permits only)

Application dates: Use hunt number **TS1000** to apply for a tundra swan permit from July 3–17, 2024.

Remember: You must complete a mandatory swan orientation course **each year** in order to obtain a tundra swan permit. See page 12 or wildlife.utah.gov/waterfowl to learn more about this requirement.

Reminder: Youth with tundra swan permits may hunt tundra swans during the Youth Waterfowl Hunt in the Northern Zone, which is Sept. 21, 2024. The general tundra swan season is Oct. 5–Dec. 8, 2024, unless the Division's monitoring program indicates that 20 trumpeter swans have been taken

(meeting the federally set quota to close the hunt). If 20 or more trumpeter swans are taken, the season will be closed immediately and the Division will notify all permit holders. (See page 36 for more information about identifying swans.)

Important: Intentionally or accidentally harvested trumpeter swans will be seized by the Division, and criminal penalties may apply. Hunters who harvest a trumpeter still have a waiting period before they can apply for another tundra swan permit, which is three years for youth and five years for an adult.

Permit requirement: You must have a valid tundra swan permit to hunt swans. The holder of a tundra swan permit may take and possess only one tundra swan during the 2024 season.

Tundra swan hunting boundary: See a map of the boundary to the left or a detailed map online at hunt.utah.gov.

Falconry: All permit requirements, season dates and other tundra swan regulations apply.

Maps available online

Looking for maps and boundary descriptions for Utah's duck-, goose- and tundra swan-hunting areas? You'll find them online at hunt.utah.gov.

Maps of Utah's waterfowl management areas and national wildlife refuges are available at wildlife.utah.gov/maps.

UTAH'S YOUTH WATERFOWL HUNTS

Utah Admin. Rule R657-9-29

This year, Utah will again hold two Youth Waterfowl Hunts. The first one will be on Sept. 21, 2024 in the state's Northern Zone, and the second one will be on Sept. 28, 2024 in the state's Southern Zone.

Reminder: Youth who have drawn tundra swan permits in the hunt drawing may hunt for swans during the youth hunt in the Northern Zone. Youth who have not drawn tundra swan permits may **not** hunt swans.

Age requirements

Anyone who is 17 years old or younger on July 31, 2024 may participate in the hunts. You must also have a Utah hunting, combination or three-day nonresident small-game license, and a HIP registration number. If you are 16 years old or older, you must have a current federal migratory bird hunting and conservation stamp, also called a duck stamp. For details on meeting these requirements, see page 10.

Falconers may not participate in this hunt unless they meet the age requirements.

Adults must accompany youth hunters. Please see page 9 of this guide for more information about the requirements adults must meet to accompany a youth in the field.

Shooting hours and bag limits

The shooting hours for the Youth Waterfowl Hunt are from 30 minutes before sunrise until sunset. This means that on Sept. 21, youth in the Northern Zone can hunt from 6:45 a.m. until 7:25 p.m. On Sept. 28, youth in the Southern Zone can hunt from 6:52 a.m. until 7:13 p.m.

Important: If you plan to hunt Utah's national wildlife refuges during the Youth Waterfowl Hunts, keep in mind that Bear River and Ouray are in the Northern Zone (Sept. 21) and Fish Springs is in the Southern Zone (Sept. 28). For details, see pages 30-31.

The bag limits for the Youth Waterfowl Hunt are as follows:

- Ducks, mergansers and scaup: 7 birds (except no more than 2 canvasbacks, no more than 2 hen mallards, no more than 1 pintail, no more than 2 redheads, no more than 2 wood ducks and no more than 2 scaup).
- Coots: 25 birds
- Dark geese (cackling, Canada and brant): 5 birds
- White-fronted geese: 6 birds
- Tundra swan: 1 bird (**tundra swan permit required**, see hunt.utah.gov for the swan hunt boundary)

Closed for youth hunt

Youth may not hunt the following species during the youth hunt:

- Any light geese (snow, blue and Ross's)
- Snipe

Did you harvest a banded bird?

If you harvested a banded bird, we encourage you to voluntarily report it at reportband.gov.

When you submit a report, you will receive information about when and where the bird was originally banded. Likewise, the person who banded the bird will be notified about the harvest and where it occurred.

By participating in this program, you're helping researchers understand more about waterfowl populations and their migration patterns.

Visit j.mp/waterfowl_bands to see detailed information about all waterfowl banded in Utah since 1912.

ID THAT SWAN BEFORE YOU SHOOT IT

Utah's tundra swan hunt closed early several years in a row because too many trumpeter swans were killed.

Only nine states offer swan hunting, and Utah is one of them. Unfortunately, the swan hunt had to close early—**four years in a row**—because hunters killed 20 trumpeter swans each season. That is the federally set limit of trumpeter swan harvests legally allowed each year.

As a result of these closures and the loss of hunting season opportunity for tundra swan hunters, in 2023 the Utah Wildlife Board approved a rule making trumpeter swan harvest illegal.

To prevent the loss of future swan hunting opportunities, hunters need to be particularly careful to identify swan species before shooting.

You don't want to be the person that gets the hunt shut down for everyone else.

Special rules to protect trumpeter swans

Back in 2001, the State of Utah entered into an agreement with the U.S. Fish and Wildlife Service. That goal of that agreement was to help protect trumpeter swans, whose populations had dwindled after years of overhunting and habitat loss.

The agreement required the state to closely monitor trumpeter swan harvest and prevent too many birds from being killed. In return, Utah could continue to allow hunting for tundra swans.

At that time, the trumpeter swan quota was 10 birds. (It changed to 20 birds in 2019.) The state agreed to close the season immediately if hunters hit that federal limit.

Remember: Trumpeter swan harvest is illegal, and criminal penalties may apply. Upon mandatory inspection, the Division will seize any harvested trumpeter swan.

Hunters who harvest a trumpeter swan also incur a waiting period to apply for a tundra swan hunting permit. The timeline is as follows:

- Three years for youth
- Five years for an adult

A mandatory orientation course

Important: The Division requires anyone applying for a tundra swan permit to complete a mandatory, in-depth orientation course **each year** they apply. For details, see page 12.

The course outlines common swan hunting issues and explains the physical differences between tundra and trumpeter swans. (**Hint:** Adult trumpeter swans are much larger than tundra swans and don't have a distinctive yellow spot in front of their eyes.) For swan illustrations and identifying characteristics, see page 54.

The course also covers the rules and regulations related to tundra swan hunting. You can find those rules on pages 12-15.

Tundra swan permits and harvest reporting

If you obtain a tundra swan permit, there are strict regulations in place and a mandatory reporting requirement. You must submit a complete report, even if you do not hunt or harvest a swan. For details, see page 16.

If you do harvest a tundra swan, you must tag it. Any tundra or trumpeter swan must be examined by a Division employee (see DWR office locations and hours on page 2) or Bear River Migratory Bird Refuge representative (available Friday and Saturday only) within 72 hours of harvest.

Reminder: Upon mandatory inspection, the Division will seize any harvested trumpeter swan.

Waterfowl Slam program

This year, the Division will continue the Waterfowl Slam program in partnership with multiple conservation organizations. Hunters who join the program can earn different sizes and colors of bands for harvesting drakes of various species.

In recent years, using Waterfowl Slam funding, we have created new ponds and

improved wildlife habitat on multiple waterfowl management areas.

We have many exciting ideas for future projects. Please consider participating in Utah's Waterfowl Slam Program in 2024 so we can make these projects happen! To learn more about the slam, visit wildlife.utah.gov/waterfowl-slam.



A remarkable opportunity

Having the opportunity to hunt tundra swans is truly remarkable. Please help prevent an early closure and don't jeopardize the number of permits the state can issue each year.

By making an effort to identify the species, obey swan-hunting laws and focus on tundra swan harvest, you can play an important role in maintaining future tundra swan hunting opportunities in Utah.

Mercury and ducks

Because of potential elevated mercury levels in ducks—especially common goldeneye—hunters should be careful about how much they consume. You can read the latest consumption advisories for waterfowl at waterfowladvisories.utah.gov.

SHOOTING HOURS

Utah Admin. Rule R657-9-31

Shooting hours for all waterfowl, snipe and coots begin 30 minutes before official sunrise.

Shooting hours end at official sunset.

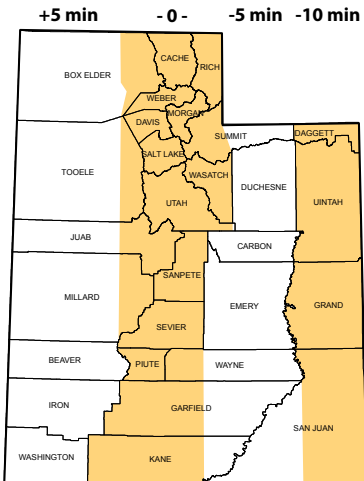
Important: These rules apply statewide, even on opening day. Please remember that there is not a later start time for Utah's urban counties on the day of the waterfowl opener.

Important: Remember to subtract 30 minutes from the time of official sunrise to determine when you can start shooting.

Official sunrise and sunset times are different, depending on the day and your location. Please consult the time zone map on this page to learn the differences.

You must also follow one other shooting-hour rule: You may not take wildlife or discharge any firearm, crossbow or archery tackle on state-owned lands adjacent to the Great Salt Lake, on Division-controlled waterfowl management areas or on federal refuges between official sunset and 30 minutes before official sunrise.

Time zone map



October 2024 November 2024

| DATE | Sunrise A.M. | Sunset P.M. | Sunrise A.M. | Sunset P.M. |
|------|--------------|-------------|--------------|-------------|
| 1 | 7:25 | 7:09 | 7:59 | 6:23 |
| 2 | 7:26 | 7:07 | 8:00 | 6:22 |
| 3 | 7:27 | 7:05 | 7:01 | 5:21 |
| 4 | 7:28 | 7:04 | 7:02 | 5:19 |
| 5 | 7:29 | 7:02 | 7:03 | 5:18 |
| 6 | 7:30 | 7:00 | 7:05 | 5:5 |
| 7 | 7:31 | 6:59 | 7:06 | 5:16 |
| 8 | 7:32 | 6:57 | 7:7 | 5:15 |
| 9 | 7:33 | 6:55 | 7:08 | 5:14 |
| 10 | 7:34 | 6:54 | 7:09 | 5:13 |
| 11 | 7:35 | 6:52 | 7:11 | 5:12 |
| 12 | 7:36 | 6:51 | 7:12 | 5:11 |
| 13 | 7:37 | 6:49 | 7:13 | 5:10 |
| 14 | 7:38 | 6:48 | 7:14 | 5:10 |
| 15 | 7:39 | 6:46 | 7:15 | 5:09 |
| 16 | 7:41 | 6:45 | 7:16 | 5:08 |
| 17 | 7:42 | 6:43 | 7:18 | 5:07 |
| 18 | 7:43 | 6:42 | 7:19 | 5:07 |
| 19 | 7:44 | 6:40 | 7:20 | 5:06 |
| 20 | 7:45 | 6:39 | 7:21 | 5:05 |
| 21 | 7:46 | 6:37 | 7:22 | 5:05 |
| 22 | 7:47 | 6:36 | 7:23 | 5:04 |
| 23 | 7:48 | 6:35 | 7:24 | 5:04 |
| 24 | 7:49 | 6:33 | 7:26 | 5:03 |
| 25 | 7:51 | 6:32 | 7:27 | 5:03 |
| 26 | 7:52 | 6:30 | 7:28 | 5:02 |
| 27 | 7:53 | 6:29 | 7:29 | 5:02 |
| 28 | 7:54 | 6:28 | 7:30 | 5:01 |
| 29 | 7:55 | 6:27 | 7:31 | 5:01 |
| 30 | 7:56 | 6:25 | 7:32 | 5:01 |
| 31 | 7:58 | 6:24 | | |

| | December 2024 | | January 2025 | | February 2025 | | March 2025 | |
|------|------------------|----------------|-----------------|----------------|------------------|----------------|-----------------------------------|----------------|
| DATE | Sunrise A.M. | Sunset P.M. | Sunrise A.M. | Sunset P.M. | Sunrise A.M. | Sunset P.M. | Sunrise A.M. | Sunset P.M. |
| 1 | 7:33 | 5:00 | 7:52 | 5:11 | 7:37 | 5:46 | 7:01 | 6:19 |
| 2 | 7:34 | 5:00 | 7:52 | 5:12 | 7:36 | 5:47 | 6:59 | 6:20 |
| 3 | 7:35 | 5:00 | 7:52 | 5:13 | 7:35 | 5:48 | 6:58 | 6:22 |
| 4 | 7:36 | 5:00 | 7:52 | 5:14 | 7:34 | 5:49 | 6:56 | 6:23 |
| 5 | 7:37 | 5:00 | 7:52 | 5:15 | 7:33 | 5:51 | 6:55 | 6:24 |
| 6 | 7:38 | 5:00 | 7:52 | 5:16 | 7:32 | 5:52 | 6:53 | 6:25 |
| 7 | 7:39 | 5:00 | 7:52 | 5:17 | 7:31 | 5:53 | 6:51 | 6:26 |
| 8 | 7:40 | 5:00 | 7:52 | 5:18 | 7:30 | 5:54 | 6:50 | 6:27 |
| 9 | 7:40 | 5:00 | 7:51 | 5:19 | 7:29 | 5:56 | 7:48 | 7:28 |
| 10 | 7:41 | 5:00 | 7:51 | 5:20 | 7:27 | 5:57 | 7:47 | 7:29 |
| 11 | 7:42 | 5:00 | 7:51 | 5:21 | 7:26 | 5:58 | All hunts end March 10 | |
| 12 | 7:43 | 5:00 | 7:51 | 5:22 | 7:25 | 5:59 | | |
| 13 | 7:44 | 5:00 | 7:50 | 5:23 | 7:24 | 6:00 | | |
| 14 | 7:44 | 5:01 | 7:50 | 5:24 | 7:22 | 6:02 | | |
| 15 | 7:45 | 5:01 | 7:49 | 5:25 | 7:21 | 6:03 | | |
| 16 | 7:46 | 5:01 | 7:49 | 5:26 | 7:20 | 6:04 | | |
| 17 | 7:46 | 5:02 | 7:48 | 5:27 | 7:18 | 6:05 | | |
| 18 | 7:47 | 5:02 | 7:48 | 5:29 | 7:17 | 6:06 | | |
| 19 | 7:48 | 5:02 | 7:47 | 5:30 | 7:16 | 6:08 | | |
| 20 | 7:48 | 5:03 | 7:47 | 5:31 | 7:14 | 6:09 | | |
| 21 | 7:49 | 5:03 | 7:46 | 5:32 | 7:13 | 6:10 | | |
| 22 | 7:49 | 5:04 | 7:46 | 5:33 | 7:11 | 6:11 | | |
| 23 | 7:49 | 5:05 | 7:45 | 5:35 | 7:10 | 6:12 | | |
| 24 | 7:50 | 5:05 | 7:44 | 5:36 | 7:08 | 6:13 | | |
| 25 | 7:50 | 5:06 | 7:43 | 5:37 | 7:07 | 6:15 | | |
| 26 | 7:51 | 5:06 | 7:43 | 5:38 | 7:05 | 6:16 | | |
| 27 | 7:51 | 5:07 | 7:42 | 5:39 | 7:04 | 6:17 | | |
| 28 | 7:51 | 5:08 | 7:41 | 5:41 | 7:02 | 6:18 | | |
| 29 | 7:51 | 5:09 | 7:40 | 5:42 | | | | |
| 30 | 7:52 | 5:09 | 7:39 | 5:43 | | | | |
| 31 | 7:52 | 5:10 | 7:38 | 5:44 | | | | |

Identification

Mallard

Drake has a solid green head and a short tail. Hen is mottled brown.
Length: 24 inches | Weight: 2¾ pounds

Eclipse drake




Hen

Orange bill

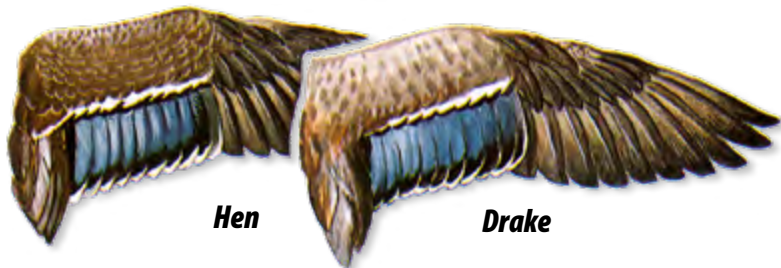


Fall plumage drake



Yellow to olive bill

Orange feet



Hen

Drake

All illustrations USFWS/Bob Hines (except where otherwise noted)

Gadwall

Often mistaken for a mallard. Quicker and more agile than the mallard.
Length: 21 inches | Weight: 2 pounds



Eclipse drake

Hen

Yellow feet

Orange bill



Fall plumage drake

Bluish-black bill



Drake

Hen

Identification

Northern pintail

Distinguished by long, pointed tail. Length: 26 inches | Weight: 1¾ pounds

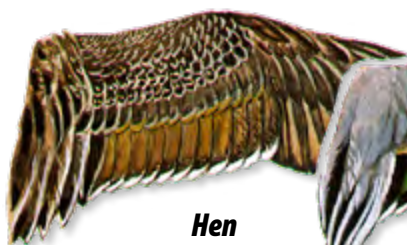
Eclipse drake




Hen



Drake



Hen



Drake

American wigeon


The white belly and forewing are very showy in the air. Drakes have a distinctive whistle. Length: 21 inches | Weight: 1¾ pounds



Eclipse drake



Hen



Drake



Drake



Hen

Identification

Northern shovelers

Often called spoon bill and mistaken for a mallard.

Length: 19 ½ inches | Weight: 1½ pounds

Eclipse drake



Hen



Drake



Hen

Drake



Redhead

Often confused with the canvasback, the redhead has a grayer back and a more rounded head. Length: 20 inches | Weight: 2½ pounds



Eclipse drake



Hen



Drake



Drake



Hen

Identification

Canvasback

One of the largest and fastest ducks. The wedge-shaped bill gives this duck a unique profile. The drake has a whitish back. Length: 22 inches | Weight: 3 pounds



Hen

Eclipse drake



Drake



Hen



Drake

Scaup

The scaup has a blue bill and a white band along the back of the wing.


Length: 17 inches | Weight: 17⁷/₈ pounds

Eclipse drake




Hen

Lesser scaup drake



Greater scaup drake


Lesser



Hen

Drake

Greater



Hen

Drake

Identification

Ring-necked duck

Both sexes have a pale, whitish ring around the tip of their bill. In flight, wings and back appear darker than on the scaup. Length: 17 inches | Weight: 2½ pounds



Blue-winged teal

Drakes have a white crescent behind their bill and both sexes have blue wing coverts. Length: 16 inches | Weight: 1½ pounds

Eclipse drake



Cinnamon teal

Drakes are dark red with a yellow eye. Males and females look very similar early in the year. Length: 15 inches | Weight: 1 pound.

Eclipse drake



Green-winged teal

The smallest of the teal species. Both sexes have green on their wings. Length: 14 inches | Weight: 1 pound.

Eclipse drake



Identification

Ruddy duck

A small diving duck with a broad bill and small wings.

Length: 16 inches | Weight: 1½ pounds



Hen

Winter drake



Summer drake




Sexes similar



Goldeneye

Drakes have a white spot behind the bill. Immature drakes look similar to hens. Length: 20 inches | Weight: 2½ pounds



Identification

Bufflehead

A small duck with white patches on the wings and head.

Length: 15 inches | Weight: 1½ pounds

Hen



Eclipse drake



Drake



Hen



Drake



Snow goose

Black wing tips



Lesser snow goose

Black wing tips



Blue phase lesser snow goose

Dark abdomen



Ross' goose

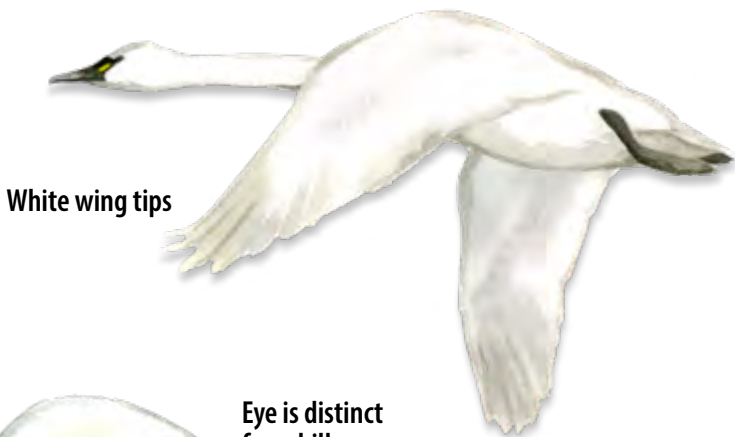
Short bill

Wart-like bumps
on base of bill

Identification

Tundra swan

Length: 55-60 inches | Weight: 12-16 pounds



White wing tips



Eye is distinct
from bill

Irregular yellow spot
in front of the eyes

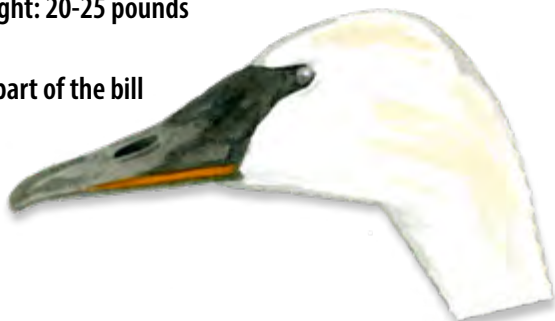
Trumpeter swan

NOT LEGAL TO SHOOT.

Length: 65-70 inches | Weight: 20-25 pounds

Eye appears to be part of the bill

No yellow spot in
front of the eyes



Swan illustrations by Ben Sutter

Pelican

NOT LEGAL TO SHOOT.

Black wing tips



Large yellow bill



Identification

Snipe

The snipe usually flushes singly or in pairs and has a rust-colored patch on the back. The dowitcher, which flushes in flocks, has white feathers.



Dowitcher

NOT LEGAL TO SHOOT.



DEFINITIONS

CFR 20.11, Utah Code § 23A-1-101 and Utah Admin. Rule R657-9-2

Bait means shelled, shucked or unshucked corn, wheat or other grain, salt or other feed that lures, attracts or entices migratory game birds.

Baited area means the direct or indirect placing, exposing, depositing, distributing, or scattering of salt, grain, or other feed that could serve as a lure or attraction for migratory game birds to, on, or over any areas where hunters are attempting to take them.

Baiting means the direct or indirect placing, exposing, depositing, distributing or scattering of salt, grain or other feed that could serve as a lure or attraction for migratory gam birds to, on or over any areas where hunters are attempting to take them.

CFR means the Code of Federal Regulations.

Closed season means the days on which migratory game birds shall not be taken.

Daily bag limit means the maximum number of migratory game birds of a single species, or combination (aggregate) of species, permitted to be taken by one person in any one day during the open season in any one specified geographic area for which a daily bag limit is prescribed.

Dark geese means the following species: cackling, Canada and brant.

Division means the Utah Division of Wildlife Resources.

Domicile means the place:

- where an individual has a fixed permanent home and principal establishment;
- to which the individual if absent, intends to return and has an actual plan, method, and means to return to the individual's domicile within six months;

- in which the individual and the individual's family voluntarily reside, not for a special or temporary purpose, but with the intention of making a permanent home; and
 - is a place where the individual resides for the majority of the individual's time.
- To create a new domicile an individual must:
- abandon the old domicile; and
 - be able to prove that a new domicile has been established.

Drone means an autonomously controlled, aerial vehicle of any size or configuration that is capable of controlled flight without a human pilot aboard.

Light geese means the following species: snow, blue and Ross's.

Live decoys means tame or captive ducks, geese or other live birds.

Manipulation means the alteration of natural vegetation or agricultural crops by activities that include but are not limited to mowing, shredding, discing, rolling, chopping, trampling, flattening, burning or herbicide treatments. The term "manipulation" does not include the distributing or scattering of grain, seed or other feed after removal from storage on the field where grown.

Migratory bird preservation facility means any of the following organizations or people:

- Any person who—at their residence or place of business, and for hire or other consideration—receives, possesses or has in custody any migratory game birds belonging to another person for purposes of picking, cleaning, freezing, processing, storage or shipment.

- Any taxidermist, cold-storage facility or locker plant that for hire or other consideration receives, possesses or has in custody any migratory game birds belonging to another person for purposes of picking, cleaning, freezing, processing, storage or shipment.
- Any hunting club that in the normal course of operations receives, possesses or has in custody any migratory game birds belonging to another person for purposes of picking, cleaning, freezing, processing, storage or shipment.

Migratory game birds means those migratory birds included in the terms of conventions between the United States and any foreign country for the protection of migratory birds, for which open seasons are prescribed in this part and belong to the following families:

- *Anatidae* (ducks, mergansers, swans and geese, including brant)
- *Columbidae* (doves and pigeons)
- *Corvidae* (American crow)
- *Gruidae* (cranes)
- *Rallidae* (rails, coots and gallinules)
- *Scolopacidae* (woodcock and snipe)

Motorized vehicle means a vehicle that is self-propelled or possesses the ability to be self-propelled. This does not include vehicles moved solely by human power, motorized wheelchairs, or an electric personal assisted mobility device.

Natural vegetation means any non-agricultural, native or naturalized plant species that grows at a site in response to planting or from existing seeds or other propagules. The term “natural vegetation” does not include planted millet. However, planted millet that grows on its own in subsequent years after the year of planting is considered natural vegetation.

Nonresident means a person who does not qualify as a resident.

Nontoxic shot means soft iron, steel, copper-plated steel, nickel-plated steel, zinc-plated steel, bismuth-tin, tungsten-iron, tungsten-polymer, tungsten-matrix, tin and any other shot types approved by the U.S. Fish and Wildlife Service. Lead, nickel-plated lead, copper-plated lead, copper and lead/copper alloy shot have not been approved.

Normal agricultural operation means a normal agricultural planting, harvesting, post-harvest manipulation or agricultural practice that is conducted in accordance with official recommendations of State Extension Specialists of the Cooperative Extension Service of the U.S. Department of Agriculture.

Normal agricultural planting, harvesting or post-harvest manipulation means a planting or harvesting undertaken for the purpose of producing and gathering a crop, or manipulation after such harvest and removal of grain that is conducted in accordance with official recommendations of State Extension Specialists of the Cooperative Extension Service of the U.S. Department of Agriculture.

Normal soil stabilization practice means a planting for agricultural soil erosion control or post-mining land reclamation conducted in accordance with official recommendations of State Extension Specialists of the Cooperative Extension Service of the U.S. Department of Agriculture for agricultural soil erosion control.

Northern Zone includes all of Box Elder, Cache, Daggett, Davis, Duchesne, Morgan, Rich, Salt Lake, Summit, Uintah, Utah, Wasatch and Weber counties, and the portion of Tooele County that is north of I-80.

Off-highway vehicle means any motor vehicle designed for or capable of travel over unimproved terrain.

Open season means the days on which migratory game birds may lawfully be taken. Each period prescribed as an open season shall be construed to include the first and last days thereof.

Permanent waterfowl blind means any waterfowl blind that is left unattended overnight and that is not a portable structure capable of immediate relocation.

Possession means actual or constructive possession.

Possession limit means the maximum number of migratory game birds of a single species or a combination of species permitted to be possessed by any one person when lawfully taken in the United States in any one specified geographic area for which a possession limit is prescribed.

Resident means a person who has a domicile (fixed permanent home and principal establishment) in Utah for six consecutive months immediately preceding the purchase of a license or permit, AND DOES NOT claim residency for hunting, fishing or trapping in any other state or country.

An individual retains Utah residency if he or she leaves Utah to serve in the armed forces of the United States, or for religious or educational purposes, and does NOT claim residency for hunting, fishing or trapping in any other state or country.

Members of the armed forces of the United States and dependents are residents as of the date the member reports for duty under assigned orders in Utah, if:

- The member is NOT on temporary duty in Utah and does NOT claim residency for hunting, fishing or trapping in any other state or country.
- The member presents a copy of his or her assignment orders to a Division office to verify the member's qualification as a resident.

A nonresident attending an institution of higher learning in Utah as a full-time student may qualify as a resident if the student has been present in Utah for 60 consecutive days immediately preceding the purchase of the license or

permit and does NOT claim residency for hunting, fishing or trapping in any other state or country.

A Utah resident license or permit is invalid if a resident license for hunting, fishing or trapping is purchased in any other state or country.

An individual DOES NOT qualify as a resident if he or she is an absentee landowner paying property tax on land in Utah.

Sinkbox means any type of low floating device, having a depression, affording the hunter a means of concealment beneath the surface of the water.

Snipe means the following species: common, Jack, pin-tailed, solitary, Swinhoe's and Wilson's snipe.

Spoiled means impairment of the flesh of wildlife which renders it unfit for human consumption.

Southern Zone includes all of Beaver, Carbon, Emery, Garfield, Grand, Iron, Juab, Kane, Millard, Piute, San Juan, Sanpete, Sevier, Washington and Wayne counties and the portion of Tooele County that is south of I-80.

Tag means a card, label or other identification device used for attachment to the carcass of any protected wildlife.

Take means to hunt, pursue, harass, catch, capture, possess, gather, angle, seine, trap or kill any protected wildlife; or attempt any of these actions.

Transport means to ship, export, import or receive or deliver for shipment.

Waste means to abandon protected wildlife or to allow protected wildlife to spoil or to be used in a manner not normally associated with its beneficial use.

Waterfowl means ducks, including mergansers, geese, brant and swans.

Waterfowl blind means any manufactured place of concealment, including boats, rafts, tents, excavated pits, or similar structure, which has been designed to partially or completely conceal a person while hunting waterfowl.

Waterfowl management area means the following properties owned or managed by the Division primarily for the conservation, production, or recreational harvest of ducks, mergansers, geese, brant, swans, and other waterfowl: Bicknell Bottoms, Brown's Park,

Blue Lake, Clear Lake, Desert Lake, Farmington Bay, Fitzgerald, Howard Slough, Harold Crane, Locomotive Springs, Mallard Springs, Manti Meadows, Mills Meadows, Ogden Bay, Public Shooting Grounds, Powell Slough, Redmond Marsh, Rock Island, Salt Creek, Stewart Lake, Timpie Springs, Topaz, Warm Springs and Willard Spur.

Youth means a person who will be 17 years of age or younger on July 31.

Protect waterbodies and wildlife



To prevent the destructive spread of quagga mussels, there are steps users of all watercraft must follow **before and after recreating in Utah waters.**

MY WATERCRAFT IS MOTORIZED

YES

BOATS, JET SKIS, ETC.

NO

PADDLEBOARDS, TUBES, KAYAKS, ETC.

1

Take the free **MUSSEL-AWARE BOATER COURSE**

1

2

Enroll in the **AIS VESSEL PROGRAM**

3

Read the details at **STDofTHESEA.UTAH.GOV**

2

4

Find an inspection station and **CLEAN. DRAIN. DRY.**

3



Learn more and see resources at
STDofTHESEA.UTAH.GOV



ADVENTURE AWAITS

Don't miss out on Utah's breathtaking views and unforgettable hunts.




Renew or purchase your license today! Scan the QR or visit wildlifelicense.utah.gov/hflo.




Utah Turn in a Poacher

Reporting Options

Help us protect your wildlife. The following methods are available to report a suspected wildlife crime.

Call
800-662-3337


Text
847411

Use the
UTDWR app



UTiP

To submit a report online, scan the QR code to the left or visit wildlife.utah.gov/utip.



2024-25 QUICK-REFERENCE CALENDAR

See pages 32-34 for youth hunt season dates and details. Falconry season dates are aligned with traditional waterfowl hunting dates. However, falconry bag and possession limits vary and are listed on pages 33-34.

| SPECIES | ZONE | HUNT | BAG/POS. | OCT. | NOV. | DEC. | JAN. | FEB. | MARCH |
|---|---|-----------------|----------|-----------------|-----------------|------|------------------|-----------------|-------|
| Ducks and mergansers | Northern duck | General | 7 / 21* | OCT. 5–JAN. 18 | | | | | |
| | Southern duck | | | OCT. 12–JAN. 25 | | | | | |
| Scaup | Northern duck | General | 2 / 6* | OCT. 5–DEC. 29 | | | | | |
| | Southern duck | | | NOV. 1–JAN. 25 | | | | | |
| Coots | Northern duck | General | 25 / 75 | OCT. 5–JAN. 18 | | | | | |
| | Southern duck | | | OCT. 12–JAN. 25 | | | | | |
| Snipe | Northern duck | General | 8 / 24 | OCT. 5–JAN. 18 | | | | | |
| | Southern duck | | | OCT. 12–JAN. 25 | | | | | |
| Dark geese (cackling, Canada, brant) | Eastern Box Elder | General | 5 / 15 | OCT. 5–JAN. 18 | | | | | |
| | Northern goose area | | | OCT. 5–12 | OCT. 26–JAN. 31 | | | | |
| | Southern goose area | | | OCT. 12–JAN. 25 | | | | | |
| | Wasatch Front goose area | | | OCT. 5–12 | NOV. 11–FEB. 15 | | | | |
| White-fronted geese | Eastern Box Elder | General | 6 / 18 | OCT. 5–JAN. 18 | | | | | |
| | Northern goose area | | | OCT. 5–12 | OCT. 26–JAN. 31 | | | | |
| | Southern goose area | | | OCT. 12–JAN. 25 | | | | | |
| | Wasatch Front goose area | | | OCT. 5–12 | NOV. 11–FEB. 15 | | | | |
| Light geese (snow, blue, Ross's) | Eastern Box Elder, Northern and Wasatch Front goose areas [^] | General | 20 / 60 | OCT. 15–DEC. 22 | | | | FEB. 1–MARCH 10 | |
| | Southern goose area ^{^~} | | | OCT. 25–DEC. 15 | | | JAN. 15–MARCH 10 | | |
| Tundra swan** | See a detailed boundary map at hunt.utah.gov | Permit required | 1 | OCT. 5–DEC. 8 | | | | | |

*The combined daily bag limit for ducks, mergansers and scaup is 7 birds, except no more than the following number of each species: 2 canvasbacks, 2 female mallards, 1 pintail, 2 readheads, 2 wood ducks and 2 scaup. The possession limit is three times the daily limit.

[^]The Bear River, Fish Springs and Ouray national wildlife refuges and the Brown's Park, Desert Lake, Farmington Bay, Harold S. Crane, Howard Slough, Locomotive Springs, Ogden Bay, Public Shooting Grounds and Salt Creek WMAs will be closed to light goose hunting for the season, starting on the last day of the dark goose hunt within their respective goose areas. See boundaries at wildlife.utah.gov/waterfowl.

~Millard County is closed to light goose hunting Feb. 15–28, 2025.

**The swan season may close early if trumpeter swan take limits are met; see page 36 for details on these seasonal closures and penalties.

MIGRATORY BIRD HUNTERS:

DON'T SKIP HIP

The **Harvest Information Program (HIP)** is a legally required certification for migratory bird hunters that helps biologists manage migratory birds.



Migratory game birds include ducks, geese, brant, tundra swans, doves, American crows, band-tailed pigeons, cranes, coots and snipe.

Register for a 2024-25 HIP number or look up an existing registration at wildlife.utah.gov/uthip